

KH. EL-MAQATIR
REPORT ON THE 2013 SEASON:

**20–31 May and
19–31 December**



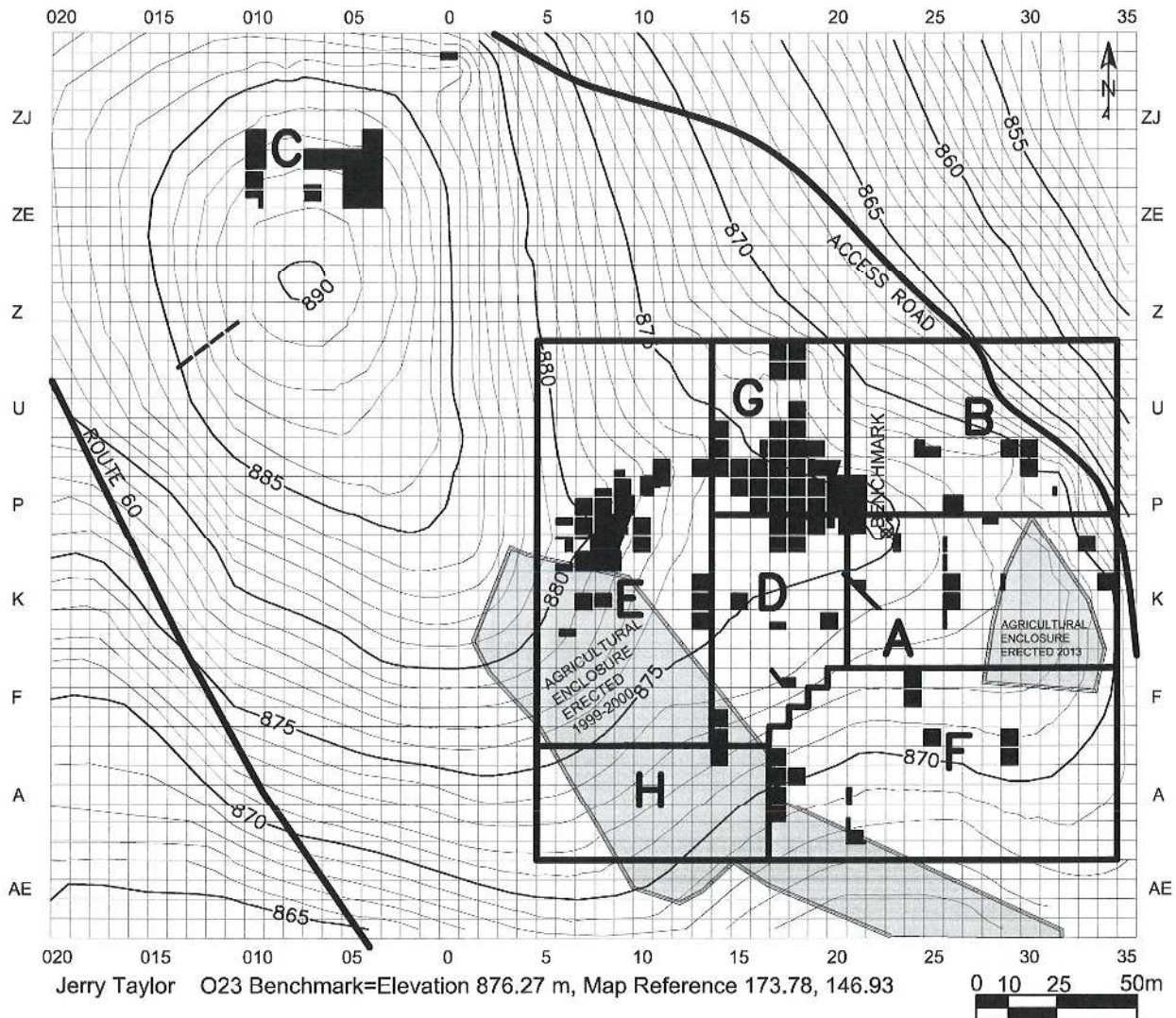
Bryant G. Wood, Director

© 2014, Associates for Biblical Research

Table of Contents

Introduction	2
Excavation Results	4
Cavern 1	4
Cavern 2	9
Cavern 3	12
Square J19	15
Square M28	17
Square O21	18
Square O28	20
Square P21, Q21 and Q22	22
Squares Q10 and Q11	26
Square R19	29
Square R20	31
Squares S18 and S19	33
Appendix 1: Object List	40
Appendix 2: Object Photos	50

Introduction



Kh. el-Maqtir Excavation Areas, 1995-2000 and 2009-2013

Two sessions of excavation were carried out at Kh. el-Maqtir in 2013: a site-wide excavation 20–31 May under the direction of Bryant G. Wood, and excavations in the Area A cave system 19–31 December under the direction of Scott Stripling. Both sessions were sponsored by the Associates for Biblical Research, Akron PA. Staff members were:

Bryant G. Wood, Associates for Biblical Research, Archaeological Director and Square Supervisor

Gary A. Byers, Helping Up Mission, Baltimore MD, Administrative Director and Square Supervisor

Scott Stripling, Wharton County Junior College, Wharton TX, Area C Supervisor and Square Supervisor

Roy M. Anderson, Jr., Hope Church, Lenox MA, Surveyor

Orna Cohen, Jerusalem, Conservator

Marina Faerman, The Hebrew University of Jerusalem, Physical Anthropologist
Yoav Farhi, Institute of Archaeology, The Hebrew University of Jerusalem, Numismatist
Jacob Figueroa, University of North Texas, Denton TX, Square Supervisor
Ellen Jackson, SIL International, Dallas TX, Metal Detectorist
Abigail Leavitt, Associates for Biblical Research, Objects Registrar and Square Supervisor
Michael C. Luddeni, Sr., Associates for Biblical Research, Photographer
James Luther, Lynn Haven United Methodist Church, Panama City FL, Square Supervisor
Eugene H. Merrill, Criswell College, Dallas TX, Square Supervisor
Walter F. Pasedag, Associates for Biblical Research, Surveyor
Brian Peterson, Lee University, Cleveland TN, Square Supervisor
Leen Ritmeyer, Ritmeyer Archaeological Design, Penarth UK, Architect
Steven Rudd, Hamilton Church of Christ, Hamilton ON, Canada, Square Supervisor
Henry Smith, Associates for Biblical Research, Square Supervisor
Sandra Souza, Associates for Biblical Research, Pottery Registrar

Labor was supplied by volunteers mainly from the U.S. but also from Australia, Canada, New Zealand and Israel. Excavation was carried out in 5 x 5 m squares with a 1 m balk between. Probe trenches were occasionally employed where appropriate. The recording system was that of the Madaba Plains Project as set forth in *Excavation Manual, Madaba Plains Project*, by Larry G. Herr and Gary L. Christopherson, Berrien Springs MI: Andrews University Institute of Archaeology, 1998.

Four occupational phases are present at the site: an LB I fortress, Iron I squatter occupation, an LH-ER fortress and settlement, and a Byzantine monastery.

The objectives of the 20–31 May session were:

1. Excavate Squares R19, R20 and S19 on the east side of the LB I gate to locate additional gate architecture.
2. Excavate Square J19 on the west side of a major NE-SW LB I wall to locate *in situ* LB I remains.
3. Continue work in Squares Q10 and Q11 to locate additional evidence of Iron I settlement on the inside of the north wall of the LB I fortress.
4. Complete Squares P21 and Q21 in the first-century AD village and open new Square O21 to expand the exposure of the village.
5. Investigate what appear to be water installations in Squares M28 and O28.

In the 19–31 December session the cave complex discovered in the May session was investigated with the following objectives:

1. Determine the function of two adjacent standing stone slabs found in the main cave, designated Cavern 1 (CAV1).
2. Ascertain the period of use of CAV1.
3. Determine the function and period of use of the southern cavern (CAV2).
4. Determine the function and period of use of the northeast cavern (CAV3).

Excavation Results

Cavern 1, 31 May and 19–31 December (Abigail Leavitt, Supervisor)



Cavern 1, view west. On the left is a passageway to cavern 2 and at the top center right is an access hole to the ground surface above. To the right are two monoliths with a plastered basin between them, and west and south of the monoliths are two collection vats.

CAV1 lies mainly under Squares N27 and N28, but extends into Squares M27 and M28 to the south, and O27 and O28 to the north, and only has been partially excavated. It was discovered on the last day of the May session. Between the May and December sessions considerable vandalism took place. CAV1 is a hewn chamber ca. 9 m in diameter and 5.1 m high at the 1.8 x 0.9 m access hole in the ceiling in the southwest corner. The main entrance is on the southeast side by means of stone-cut steps in Square M28 (see Square M28 below). A short (50 cm) passageway leads to CAV2 on the south and a 4 m angled tunnel leads to CAV3 to the northeast. The most prominent feature is two upright monoliths, L.12, with a plaster-lined oval basin, L.13, cut into the bedrock between them. Nearby are two collection vats cut into the cave floor, LL.14 and 16. In the northwest corner is a 2.5 x 2.5 m flat area (L.18) enclosed by a low plastered wall, L.15. In the north wall is a niche, L.17. The monoliths appear to have been supports for a screw-type olive press. Several considerations suggest that the monoliths were used secondarily for this purpose. First, the side posts for a screw-type olive press were normally made of wood, not stone. Second, the monoliths are mismatched, one being 21 cm higher than the other. Third, the monoliths are much wider than necessary for olive press supports, 74 and 73 cm. Fourth, the inner faces of the monoliths are finished to a smooth surface, which would be unnecessary for an olive press. It is possible that the monoliths were originally orthostats in the LB I gate.

A number of human bone fragments were found. Following is a preliminary report on the bones found during the December session.

**A Preliminary Anthropological Examination of Human Bone
Fragments from Kh. el-Maqatir Cavern 1 Excavated December 2013**

Marina Faerman

*Laboratory of Bio-Anthropology and Ancient DNA, Faculty of Dental Medicine,
The Hebrew University of Jerusalem, POB 12272, Jerusalem 91120, Israel*



Child mandible from CAV1 Adult female mandible from CAV1

Altogether there are minimum four individuals represented in Cavern 1—a child aged ~6–7 years, a female adolescent aged ~13 years, a male late adolescent aged ~18 years and an adult female. There are both cranial (four fragmentary mandibles) and postcranial remains (mainly fragmentary long bones and hand and feet bones) for all of them. The calvarium seems to belong to the female adolescent. The maximal cranial breadth is 136 mm but since the skull is incomplete (the frontal bone is absent). The cranial length cannot be measured, nor can the cranial index be calculated in order to determine if it is brachicephalic or dolichocephalic. Age has been estimated based on the dental development for the child, size and epiphyseal closure for the adolescents. Sex identification was based on the femoral and humeral head diameters. The adolescent female is represented by a portion of the right hip bone as well. There are very few long bones that can be measured. One of them is a right femur of an adult female (measured 373 mm, calculated stature 146.23 ± 3.72 cm). This value is similar to that described previously for the Jewish population from first century BCE–first century CE. The stature of three females from the French Hill was calculated and averaged 1.46 m. At Giv'at ha-Mivtar the average stature of eight females was 1.57 m and at Nahal Hever it averaged 1.54 m in four females. Regarding the health status, poor dental health should be noted. Both the adult female and the adolescent male show antemortem tooth loss as seen in the occlusal view of the mandibles.

Locus List

31 May

- 1 Cavern 1
- 2 Surface debris
- 3 Probe trench on the northeast side

19–31 December

- 4 Surface debris, including newly disturbed material due to recent vandalism
- 5 Chalky white soil ca. 2 x 3 m on the north side under L.4, disturbed by recent vandalism
- 6 Dark and light soil ca. 50 x 50 cm in the northwest corner under L.4, disturbed by recent vandalism
- 7 Undisturbed soil directly above the L.18 flat floor, ca. 2 x 2 m.
- 8 Dark soil surrounding and between the monoliths
- 9 Soil within the L.13 oval basin between the monoliths
- 10 Soil within the L.16 collection vat
- 11 Yellowish soil from a 2 x 3 m probe trench west of the entrance
- 12 Two monoliths on the north side, 1.77 m x 73 cm x 39 cm and 1.56 x 74 cm x 37 cm, 70 cm apart, each with a 10 x 10 cm notch in the center of the upper inside edge apparently for a cross bar
- 13 Oval-shaped plaster-lined basin cut into bedrock between the L.12 monoliths, 94 x 70 cm x 1 m deep
- 14 Collection vat south of L.12, 88 x >96 cm x 32 cm deep
- 15 One course 40 cm high plastered wall surrounding L.18 flat area, destroyed by vandals between 31 May and 19 December
- 16 Collection vat east of L.18 flat area, 1.72 x 1.55 m x 68 cm deep; north, west and south sides carved into bedrock with a stone wall on the east
- 17 Niche in the north wall, 88 cm high x 72 cm wide, x 77 cm deep, 45 cm above the floor
- 18 Flat 2.5 m square floor area in the northwest corner

Objects

- 1106 31 May, L.2, Pail 1, coin of Antiochus IV (175–173/2 BC)
- 1107 31 May, L.2, Pail 1, metal object
- 1112 31 May, L.2, Pail 1, coin of Alexander Jannaeus (ca. 85–80 BC)
- 1113 31 May, L.3, Pail 2, coin of Alexander Jannaeus (ca. 103–ca. 90 BC)
- 1114 31 May, L.3, Pail 2, coin of Alexander Jannaeus (ca. 85–80 BC)
- 1127 18 Dec, L.4, Pail 3, coin
- 1129 19 Dec, L.4, Pail 3, coin
- 1130 19 Dec, L.4, Pail 3, socket stone
- 1133 22 Dec, L.4, Pail 7, coin
- 1140 20 Dec, L.4, Pail 6, sandal tack
- 1141 20 Dec, L.4, Pail 6, flint tip
- 1145 24 Dec, L.4, Pail 12, architectural fragment
- 1146 24 Dec, L.4, Pail 12, roof roller
- 1148 23 Dec, L.4, Pail 9, coin
- 1149 23 Dec, L.4, Pail 9, coin
- 1161 25 Dec, L.4, Pail 16, grinding stone
- 1165 25 Dec, L.4, Pail 16, coin
- 1176 25 Dec, L.4, Pail 16, coin
- 1190 26 Dec, L.4, Pail 18, coin
- 1193 27 Dec, L.4, Pail 21, coin
- 1195 27 Dec, L.4, Pail 21, coin
- 1196 27 Dec, L.4, Pail 21, 2 metal objects
- 1197 27 Dec, L.4, Pail 21, coin

1200 30 Dec, L.4, Pail 23, stoneware
1201 30 Dec, L.4, Pail 23, grinding stone
1202 30 Dec, L.4, Pail 23, possible coin
1203 30 Dec, L.4, Pail 23, coin
1204 30 Dec, L.4, Pail 23, coin
1205 30 Dec, L.4, Pail 23, possible coin
1206 30 Dec, L.4, Pail 23, grinding bowl
1207 30 Dec, L.4, Pail 23, stoneware
1208 30 Dec, L.4, Pail 23, stoneware
1209 30 Dec, L.4, Pail 23, bronze object
1210 30 Dec, L.4, Pail 23, glass base
1211 30 Dec, L.4, Pail 23, glass rim
1212 30 Dec, L.4, Pail 23, glass rim
1213 31 Dec, L.4, Pail 25, jar stopper
1214 31 Dec, L.4, Pail 25, glass rim
1216 31 Dec, L.4, Pail 25, glass rim
1217 31 Dec, L.4, Pail 25, stoneware
1218 31 Dec, L.4, Pail 25, grinding stone
1224 30 Dec, L.4, Pail 23, stoneware
1227 30 Dec, L.4, Pail 23, stoneware
1228 30 Dec, L.4, Pail 23, stoneware
1229 30 Dec, L.4, Pail 23, stoneware
1131 19 Dec, L.5, Pail 4, grinder
1134 22 Dec, L.5, Pail 8, sandal tack
1150 24 Dec, L.5, Pail 11, glass rim
1157 23 Dec, L.5, Pail 11, glass rim
1147 24 Dec, L.6, Pail 13, stoneware juglet
1151 24 Dec, L.6, Pail 13, loom weight
1154 24 Dec, L.6, Pail 13, stoneware
1139 25 Dec, L.7, Pail 15, glass base
1162 25 Dec, L.7, Pail 15, stoneware rim
1163 25 Dec, L.7, Pail 15, stoneware
1164 25 Dec, L.7, Pail 15, coin
1167 25 Dec, L.7, Pail 15, coin
1169 25 Dec, L.7, Pail 15, carnelian bead
1172 25 Dec, L.7, Pail 15, coin
1174 25 Dec, L.7, Pail 15, possible coin
1175 25 Dec, L.7, Pail 15, coin
1177 25 Dec, L.7, Pail 15, coin
1180 26 Dec, L.7, Pail 19, stoneware rim
1181 25 Dec, L.7, Pail 15, stoneware rim
1183 25 Dec, L.7, Pail 15, stoneware
1185 26 Dec, L.7, Pail 19, stoneware
1186 26 Dec, L.7, Pail 19, stoneware
1187 26 Dec, L.7, Pail 19, stoneware
1188 26 Dec, L.7, Pail 19, stoneware

1189 26 Dec, L.7, Pail 19, stoneware
1191 26 Dec, L.7, Pail 19, coin
1219 26 Dec, L.7, Pail 19, iron tip
1170 25 Dec, L.8, Pail 17, coin
1171 25 Dec, L.8, Pail 17, coin
1192 27 Dec, L.9, Pail 20, glass
1194 27 Dec, L.10, Pail 22, coin
1220 31 Dec, L.10, Pail 27, glass base
1225 31 Dec, L.11, Pail 26, basalt grinder
1232 31 Dec, L.12, Pail 28, monolith 1
1233 31 Dec, L.12, Pail 28, monolith 2

Pottery Pails

1 31 May, L.2, 1 LB I, 19 LH/ER, reg. 7
2 31 May, L.3, 1 LB I, 10 LH/ER, reg. 5
3 19 Dec, L.4, 1 LH/ER, reg. 1
4 19 Dec, L.5, 3 ER, reg. 3
5 20 Dec, L.5, 3 ER, reg. 3
6 20 Dec, L.4, 2 LH, reg. 2
7 22 Dec, L.4, 1 LH, 5 ER, reg. 6
8 22 Dec, L.5, no diagnostics
9 23 Dec, L.4, 4 LHER, reg. 4
10 23 Dec, L.5, 1 LB, 1 ER, Reg. 2
11 24 Dec, L.5, 5 ER, reg. 5
12 24 Dec, L.4, 1 Iron I, 1 ER, reg. 2
13 24 Dec, L.6, 8 ER, reg. 8
14 24 Dec, L.7, 1 LH/ER, reg. 1
15 25 Dec, L.7, 22 ER, reg. 22
16 25 Dec, L.4, 1 LH, reg. 1
17 25 Dec, L.8, 1 ER, reg. 1
18 26 Dec, L.4, 1 LH, 4 ER, reg. 5
19 26 Dec, L.7, 14 ER, 2 LH, reg. 16
20 27 Dec, L.9, 1 LB, 1 LH, 4 ER, reg. 6
21 27 Dec, L.4, 3 LH, reg. 3
22 27 Dec, L.10, 3 LH/ER, reg. 3
23 30 Dec, L.4, 1 Iron I, 2 LB, 39 ER, reg. 42
24 30 Dec, L.10, no pottery
25 31 Dec, L.4, 3 LB I, 24 LH, 16 ER, reg. 43
26 31 Dec, L.11, 6 LH/ER, 1 Iron I, reg. 7
27 31 Dec, L.10, 9 LH/ER, reg. 9
28 31 Dec, L.12, no pottery

Photographs

13-05-30 C-35 30 May, entrance stairs, view north
13-05-31 C-22-37 31 May, views of interior
13-05-31 C-47 31 May, access hole from surface

Photos taken 31 December

- cave1-1 panorama of western side, entrance into CAV2, opening above, monoliths
- cave1-2 olive press
- cave1-3 stairs to outside
- cave1-4 opening into CAV2
- cave1-5 west side, olive press
- cave1-6 west side, olive press, close-up
- cave1-7 olive press, view north
- cave1-8 olive press, view north
- cave1-9 outside stairs day 1 snow, day 10
- cave1-10 outside stairs, view north
- cave1-11 outside stairs, view south
- cave1-12 outside stairs, view east

Cavern 2, 19–31 December (Steve Rudd, Supervisor)



Cavern 2, view north toward the access hole from Cavern 1.

CAV2 lies mainly under Square M27, but continues east under Square M28 and south under Squares L27 and L28. It is 4.7 m in diameter for a height of 2.6 m. From the 2.6 m height the ceiling angles upward toward the center at 65° from vertical for 1.48 m, then angles more steeply toward the center at 30° from vertical for 1.36 m, meeting the vertical side of the 50 x 74 cm access hole 70 cm below the surface. The distance from the floor to ground level is 5.21 m. On the north side 1.85 m above the floor is a 65 cm high x 46 cm wide x 50 cm deep access hole to CAV1. The entire cavern was coated with 2–3 cm of plaster. The floor of the cavern slopes 40 cm across the 4.7 m diameter, from 868.97 m at the north access hole to 868.57 m at the south side. The cavern was devoid of architectural features or installations. It appears that CAV2 served as a cistern.

Locus List

- 1 Cavern 2
- 2 35 cm of mixed debris in the eastern 1/3 of the cavern, 868.96 m to 868.61 m
- 3 35 cm of mixed debris in the central area, 869.10 to 868.75 m
- 4 35 cm of mixed debris in the northwest sector, 869.24 to 868.94 m
- 5 Unexcavated step in front of the north access hole to CAV1

Objects

- 1137 20 Dec, L.1, Pail 10, coin in outer layer of plaster of the vertical section
- 1100 27 Dec, L.1, Pail 10, coin in outer layer of plaster of the vertical section
- 1136 22 Dec, L.2, Pail 2, ring and stone
- 1142 22 Dec, L.2, Pail 2, iron object
- 1143 20 Dec, L.2, Pail 1, musket ball
- 1156 24 Dec, L.3, Pail 4, grinding stone
- 1199 25 Dec, L.3, Pail 5, coin
- 1182 25 Dec, L.3, Pail 5, bronze ring
- 1184 26 Dec, L.3, Pail 6, grinding stone
- 1198 26 Dec, L.3, Pail 7, coin
- 1221 30 Dec, L.3, Pail 8, coin
- 1222 30 Dec, L.3, Pail 8, coin
- 1223 30 Dec, L.3, Pail 8, makeup applicator
- 1126 30 Dec, L.3, Pail 8, grinding stone

Pottery Pails

- 1 20 Dec, L.2, 1 LH, 2 ER, reg. 0
- 2 22 Dec, L.2, 1 LH, 14 ER, reg. 15
- 3 23 Dec, L. 2, 17 ER, reg. 17
- 4 24 Dec, L.3, 2 LH/ER, reg. 2
- 5 25 Dec, L.3, 2 LH/ER, reg. 2
- 6 26 Dec, L.3, 42 LH/ER, 1 Iron 1?, reg. 43
- 7 27 Dec, L.3, 37 ER, reg. 37
- 8 30 Dec, L.3, 60 LH/ER, reg. 60
- 9 31 Dec, L.4, 1 LH/ER, reg. 0
- 10 20, 27 Dec, L.1, no pottery, pail for in-plaster coins


Photographs

13-05-31 C-46 31 May, access hole to CAV2

Photographs taken 31 December

- cave2-1 panorama, view south
- cave2-2 panorama, view east
- cave2-3 top access hole
- cave2-4 top access hole
- cave2-5 access hole to CAV1
- cave2-6 access hole to CAV1
- cave2-7 access hole to CAV1
- cave2-8 find spot of coin 1137
- cave2-9 west side of CAV2
- cave2-10 find spot of coin 1199
- cave2-11 top access hole, view north showing plaster remnants
- cave2-12 south side
- cave2-13 east side with large stones left behind
- cave2-14 northwest side
- cave2-15 south side
- cave2-16 rectangular tool marks, cut stone left in CAV2
- cave2-17 rectangular tool marks, cut stone left in CAV2
- cave2-18 two layers of plaster
- cave2-19 two layers of plaster
- cave2-20 two layers of plaster
- cave2-21 two layers of plaster
- cave2-22 two layers of plaster
- cave2-23 two layers of plaster
- cave2-24 two layers of plaster
- cave2-25 find spot of coin 1137
- cave2-26 scratch marks/writing in plaster on east side
- cave2-27 scratch marks/writing in plaster on east side
- cave2-28 scratch marks/writing in plaster on east side
- cave2-29 scratch marks/writing in plaster on east side
- cave2-30 scratch marks/writing in plaster on east side
- cave2-31 scratch marks/writing in plaster on east side
- cave2-32 scratch marks/writing in plaster on west side
- cave2-33 scratch marks/writing in plaster on west side
- cave2-34 scratch marks/writing in plaster on west side
- cave2-35 scratch marks/writing in plaster on west side
- cave2-36 scratch marks/writing in plaster on west side
- cave2-37 scratch marks/writing in plaster on west side
- cave2-38 scratch marks/writing in plaster on west side
- cave2-39 scratch marks/writing in plaster on west side
- cave2-40 scratch marks/writing in plaster on west side

Cavern 3, 19–24 December (Jacob Figueroa, Supervisor)



Supervisor Jacob Figueroa inside completed Cavern 3, view northeast.

CAV3 is approximately rectangular in plan, 4.5–5.7 m southwest-northeast x 1.83–2.30 m northwest-southeast, and 1.05–1.26 m in height. The entrance is by means of an angled tunnel which proceeds northeast from the northeast side of CAV1 for ca. 1.5 m, then makes an approximate 90° turn to the northwest for another 1.5 m and enters CAV3 at its southwest corner. There is considerable evidence of quarrying in the bedrock beneath ca. 20 cm of accumulated debris. Only two joinable sherds of diagnostic pottery were found, however human bone fragments were frequent. The chamber was perhaps originally a quarry, which later became a repository for the disposal of human remains.

**A Preliminary Anthropological Examination of Human Bone
Fragments from Kh. el-Maqatir Cavern 3 Excavated December 2013**

Marina Faerman

*Laboratory of Bio-Anthropology and Ancient DNA, Faculty of Dental Medicine,
The Hebrew University of Jerusalem, POB 12272, Jerusalem 91120, Israel*



Mandible of a young individual found in Cavern 3

In CAV 3 there are very fragmentary remains of two individuals. Based on the teeth (10 isolated teeth have been recovered) they represent a minimum of two individuals—one aged 16–20 and the other one an elderly individual based on the arthritic changes observed on the phalanges and a severely worn upper first premolar.

Locus List

- 1 Top layer of debris extending throughout CAV3, ca. 5–11 cm in depth
- 2 19 cm of mixed debris below L.1 in the southwest 80 cm of CAV3, above bedrock slab L.8
- 3 8 cm of mixed debris in the center of CAV3 below L.1 and above L.4, 1.58 x 2.07 m
- 4 21 cm of mixed debris below L.3 in the center of the cavern, 90 x 90 cm
- 5 23 cm of mixed debris below L.1 in the center of the southeast side of CAV3, 73 x 70 cm
- 6 19 cm of mixed debris below L.1 and above the jagged bedrock of L.15 on the northeast side of CAV3, 59 x 38 cm
- 7 3 cm of mixed debris below L.1 in a cutout in the southeast corner of the northeast end of CAV3
- 8 An 80 cm wide Semi-hewn slab of bedrock beneath L.2 occupying the southwest end of CAV3
- 9 6 cm of mixed debris below L.1 east of the center of the cavern, 1.47 x 0.77 m
- 10 A semi-hewn slab of bedrock beneath L.9, 1.52 x 0.80
- 11 13 cm of mixed debris below L.9 and abutting the southeast wall, 1.5 x 0.5 m
- 12 Chiseled bedrock beneath L.3 in the center of the cavern, ca. 1.57 m long and spanning the entire width of the cavern
- 13 Rock-cut pit beneath L.4 in the center of the cavern, 55 cm northwest-southeast x 36 cm southwest-northeast
- 14 Rock-cut pit beneath L.5 in the center of the southeast side of the cavern, 73 cm northwest-southeast x 70 cm southwest-northeast
- 15 Jagged bedrock extending northwest-southeast across the cavern below L. 6 and L.11 on the northeast side

- 16 Hard clay below L.7 and above bedrock in a 1.26 m southwest-northeast x 1.20 northwest-southeast cutout in the southeast corner of the cavern
- 17 Chiseled bedrock below L.16 in the southeast corner of the cavern

Objects

- 1132 19 Dec, L.1, Pail 1, modern Israeli coin
- 1215 19 Dec, L.1, Pail 1, limestone architectural fragment
- 1144 20 Dec, L.2, Pail 2, nail
- 1230 20 Dec, L.2, Pail 2, cosmetic spatula
- 1138 22 Dec, L.4, Pail 5, worked stone

Pottery Pails

- 1 19 Dec, L.1, 38 ER, reg. 1, joins L.11
- 2 21 Dec, L.1, 0 diagnostic, reg. 0
- 3 20 Dec, L.3, 50 ER, reg. 3
- 4 22 Dec, L.3, 7 ER, reg. 1
- 5 22 Dec, L.9, 4 ER, reg. 1
- 6 22 Dec, L.4, 7 LH/ER, reg. 0
- 7 23 Dec, L.14, 6 LH/ER, reg. 1
- 8 25 Dec, L.11, 3 ER, reg. 1, joins L.1

Photographs Taken 31 December

- cave3-1 opening from CAV1 into access tunnel of CAV3
- cave3-2 access tunnel looking into CAV3 after first left turn
- cave3-3 CAV3 looking east
- cave3-4 access tunnel from CAV3 looking out at first turn right
- cave3-5 access tunnel at turn looking out into CAV1
- cave3-6 evidence of quarrying
- cave3-7 chisel marks on the ceiling
- cave3-8 stone with two holes left in situ

Square J19, 20–29 May (Abigail Leavitt, Square Supervisor)



2 x 5 m probe trench on the east side of Square J19, view east, with LH Wall 3 in the southeast corner and bedrock north of Wall 3

In 1996 in Square L21 a 2.5 m wide southwest-northeast LH wall visible on the surface was excavated and found to be built on an earlier LB I wall 2.5 m wide founded on bedrock. A probe trench was excavated in Square J19 with the hope that the continuation of the LB I wall could be found. Even though a considerable amount of LB I pottery was found, no trace of the continuation of the LB I wall was discerned. In the southeast corner of the square the southwest face of the LH wall, L.3, was exposed. It is founded on earth and cobbles ca. 86 cm above bedrock. The surviving height of the wall, which is visible on the surface, is ca. 87 cm.

Locus List

- 1 Disturbed topsoil, ca. 11cm deep
- 2 52 cm of soil containing small pebbles
- 3 Northwest face and fill of a southwest-northeast LH wall in the southeast corner of the square
- 4 Rich earth layer containing much pottery, flint, chalky chunks of limestone and sandal tacks
- 5 Hard-packed 7 cm layer of clay directly above bedrock with few artifacts

Objects

- 895 20 May, L.1, Pail 1, flint blade
- 894 20 May, L.1, Pail 1, glass bead
- 900 21 May, L.2, Pail 2, stoneware
- 901 21 May, L.2, Pail 2, metal tack
- 957 22 May, L.2, Pail 3, flint blade
- 964 23 May, L.4, Pail 5, flint blade
- 965 23 May, L.4, Pail 5, 2 sandal nails
- 950 23 May, L.4, Pail 5, flint blade
- 953 23 May, L.4, Pail 5, flint arrowhead
- 963 24 May, L.4, Pail 6, flint blade
- 964 24 May, L.4, Pail 6, nail
- 976 27 May, L.4, Pail 7, flint blade
- 975 27 May, L.4, Pail 7, decorated pottery

- 984 28 May, L.4, Pail 8, coin of Alexander Jannaeus or later successors, ca. 80–37 BC
983 28 May, L.4, Pail 8, flint blade
981 28 May, L.4, Pail 8, bronze plate
985 28 May, L.4, Pail 8, flint blade
980 28 May, L.4, Pail 8, flint tip

Pottery Pails

- 1 20 May, L.1, 4 LB1 (1 refired), 11 LH/ER, reg. 1
2 21 May, L.2, 9 LB1 (5 refired), 4 LH/ER, 1 Iron I, reg. 1
3 22 May, L.2, 32 LB1, 8 LH/ER, reg. 6
4 22 May, L.3, 1 LB1, reg. 0
5 23 May, L.4, 39 LB1, 4 Iron I, 19 LH/ER, reg. 9
6 24 May, L.4, 29 LB1, 30 LH/ER, 6 Iron I, reg. 6
7 27 May, L.4, 33 LB1, 5 Iron I, 18 LH/ER, reg. 3
8 28 May, L.4, 34 LB1, 4 Iron I, reg. 17
9 29 May, L.5, 9 LB1, 2 Iron I, 2 LH/ER, reg. 7

Photographs

- 13-05-21 C-3, 21 May, probe trench, view south
13-05-22 C-02 22 May, probe trench, view south
13-05-23 C-03 23 May, probe trench, view south
13-05-24 C-53 24 May, probe trench, view south
13-05-27 C-04 27 May, probe trench, view south
13-05-28 C-07 28 May, probe trench, view south
13-05-29 C-04 29 May, northwest face of Wall 3, view southeast
13-05-29 C-06 29 May, probe trench, view east

Square M28, 29–31 May (Abigail Leavitt, Square Supervisor)



Entrance to the cavern system on the east side of Square M28, view south.

Initially it appeared that the rock-cut steps on the east side of Square M28 led to a subterranean water installation. However, when the bottom was reached it was found to be the entrance to a three-chambered cavern complex (see above, Caverns 1, 2 and 3). The entrance is 95 cm wide and 5 m long with seven steps descending from the surface to the floor of Cavern 1. Above the second step are notches cut into the bedrock at ground level on either side of the step.

Locus List

- 1 Mixed surface debris 2–12 cm deep
- 2 Soil below L.1 inside the stairway
- 3 Rock-cut stairway
- 4 Soil below L.2, down to the steps

Objects

- 1087 30 May, L.1, Pail 2, coin of Alexander Jannaeus or later successors, 80–37 BC
1128 19 December, L.4, Pail 4, metal object

Pottery Pails

1. 29 May, L.1, 4 LH/ER, reg. 0
2. 30 May, L.1, 1 LB I, 14 LH/ER, reg. 5
3. 31 May, L.2, 10 LH/ER, reg. 0
4. 19 Dec, L.4, 1 ER, reg. 1
5. 20 Dec, L.4, no diagnostic sherds, reg. 0
6. 22 Dec, L.4, 4 ER, reg. 1

Photographs

- 13-05030 C-35 L.3 partially excavated, view north

day 10 127 31 Dec, L. 3, bottom five steps, view down
 day 10 128 31 Dec, L.3, all steps, view south
 day 10 129 31 Dec, L.3, bottom three steps, view down
 day 10 130 31 Dec, L.3, bottom two steps, view down
 day 10 132 31 Dec, L.3, bottom six steps, and Cavern 1 opening, view north
 day 10 133 31 Dec, L.3, bottom six steps and Cavern 1 opening, view north
 day 10 134 31 Dec, L.3, bottom three steps and Cavern 1 opening, view north

Square O21, 20–28 May (Scott Stripling, Square Supervisor)



Wall 2 in Square O21, view north. In the northeast corner of the square, out of view behind Wall 2, is the entrance to Pit 9.

Wall 2, the southern wall of the ER house complex in Squares P20-21 and Q20-21 to the north, runs west northwest-east southeast across the entire northern half of Square O21. It is founded on bedrock, is 0.9–1.0 m wide and preserved to a height of 74 cm. At the east end of the north balk is the 55 cm diameter opening to a large pit, L.9, which is square in cross-section, ca. 1.85 x 2.05 m, and has a depth of 2.13 m. It was sealed with a large mortar or socket stone, Object 945. On the southwest side of Wall 2 is what appears to be an earlier wall founded on bedrock, L.13, that was cut by the foundation trench for Wall 2. It runs northeast-southwest and is one stone wide (ca. 35 cm) with one course surviving. Only 90 cm of the Wall 13 was exposed, but it continues to the southwest in the unexcavated portion of the square.

Locus List

- 1 Disturbed surface soil 37 cm deep

- 2 0.9–1.0 m wide wall running west northwest-east southeast through the northern half of the square, founded on bedrock, 74 cm high
- 3 Rocky mixed matrix beneath L.1 extending from the northeast corner of the square to the northwest edge of the L.4 trench along the northwest side of Wall 2
- 4 Rocky matrix 2.4 m wide on the southwest side of Wall 2, below L.3, 20 cm deep
- 5 2.6 x 2.4 m area northeast of Wall 2, below L.3, 25 cm deep
- 6 An ash pocket under L.4 and over L.5, 70 x 55 cm, 10 cm deep
- 7 Harder-packed soil in a 1.2 m wide trench beneath L.4 on the southwest side of Wall 2, 27 cm deep
- 8 North balk, 1.0 x 6.0 m, 2.08 m deep
- 9 Pit under L.8 cut into bedrock, 55 cm diameter opening, square cross-section ca. 1.85 x 2.05 m, depth 2.13 m, sealed with Object 945 a large mortar or socket stone
- 10 Hard-packed soil in a 1.2 m wide trench on the southwest side of Wall 2, 58 cm deep
- 11 Firm soil under L.10, 54 cm deep
- 12 Hard clay below L.11 and above bedrock, 10 cm deep
- 13 Wall on the southwest side of Wall 2, cut by the foundation trench for Wall 2, running northeast-southwest, one course one stone wide, founded on bedrock

Objects

- 889 20 May, L.1, Pail 1, coin of Antiochus IV (173/2–168 BC)
 890 20 May, L.3, Pail 2, pounder
 1010 28 May, L.3, Pail 4, ossuary lid?
 945 22 May, L.8, Pail 8, large socket or grinding stone
 925 22 May, L.9, Pail 10, basalt grinder
 954 22 May, L.9, Pail 11, spindle whorl
 940 23, May, L.10, Pail 11, cornice?
 866 24 May, L.10, Pail 11, diagnostic glass
 935 24 May, L.10, Pail 13, coin of Alexander Jannaeus (ca. 85–80 BC)
 1037 29 May, L.10, Pail 13, ceramic zoomorphic figurine
 988 28 May, L.12, Pail 17, unreadable coin
 989 28 May, L.12, Pail 17, coin of Alexander Jannaeus or later successors (ca. 80–37 BC)
 990 28 May, L.12, Pail 17, coin of Alexander Jannaeus or later successors (ca. 80–37 BC)

Pottery Pails

- 1 20 May, L.1, 6 LH/ER, reg. 0
- 2 20 May, L.3, no pottery
- 3 21 May, L.4, 1 LBI, 3 LH/ER, reg. 0
- 4 21 May, L.5, 6 LH/ER, reg. 0
- 5 21 May, L.7, 2 LH/ER, reg. 0
- 6 22 May, L.3, 1 LBI, 1 LH/ER, reg. 0
- 7 22 May, L.7, 0/6 reg. 0
- 8 22 May, L.8, 17 LH/ER, reg. 3
- 9 22 May, L.9, 18 LH/ER, reg. 2
- 10 22 May, L.9, 1 LBI, 22 LH/ER, reg. 4
- 11 23 May, L.9, 5 LH/ER, reg. 0
- 12 23 May, L.10, 7 LH/ER, reg. 0

- 13 24 May, L.10, 1 LH/ER, reg. 1
- 14 24 May, L.11, 2 LBI, 3 Iron I, 6 LH/ER, reg. 4
- 15 24 May, L.11, no pottery
- 16 27 May, L.11, 8 LBI, 4 LH/ER, reg. 1
- 17 27 May, L.12. 1 LBI, 2 LH/ER, reg. 1

Photographs

- 13-05-21 C-4 21 May, square, view north
- 13-05-22 N-23 22 May, pit cover (Object 945)
- 13-05-23 C10 23 May, square, view north
- 13-05-23 N-16–18 23 May, pit cover (Object 945)
- 13-05-23 N-2023 23 May, pit opening
- 10-05-23 N-27, 30 23 May, pit cover (Object 945)
- 13-05-24 C-60 24 May, square, view north
- 13-05-24 N-8–23 24 May, pit interior
- 13-05-28 C-04 28 May, square, view north

Square O28, 24–29 May (Scott Stripling, Square Supervisor)



Square O28 entrance to an underground chamber, view north.

A 1.1 m wide stairway on the north side of Square O28 descends west 2.44 m down five steps hewn in bedrock to a 2 m east-west x 3 m north-south chamber. On the south side of the beginning of the stairway is a 1.45 m east-west x 40 cm wide cutout proceeding from the surface on the west side to a depth of 47 cm at the level of the first step on the east side. Remnants of grey hydraulic plaster remain on the steps, walls and floor. The chamber is devoid of features and there is no visible means of supplying water to the chamber. Of the five coins found beneath the disturbed surface soil (greater than 95 cm depth) three are from the first century AD (18–67/68) and two are from the mid-second century BC. Only the north half of Square O28 was excavated.

Locust List

- 1 Steps and subterranean chamber
- 2 Topsoil and mixed surface debris for a depth of 95 cm
- 3 Compact soil under L.2, 68 cm deep
- 4 Soil beneath L.3 and above bedrock 61 cm deep

Objects

- 986 28 May, L.3, Pail 4, coin of Demetrius I (162–150 BC)
987 28 May, L.3, Pail 4 coin Antonius Felix (?) (AD 54)
991 28 May, L.3, Pail 4, coin of Valerius Gratus (?) (AD 18)
1084 29 May, L.4, Pail 7, coin of year two of the Jewish revolt (AD 67/68)
1085 29 May, L.4, Pail 8, coin of Alexander I (152–145 BC)


Pottery Pails

- 1 24 May, L.2, 1 Iron I, 58 LH/ER, reg. 5
- 2 27 May, L.2, 7 LBI, 115 LH/ER, reg. 11
- 3 27 May, L.2, 11 LH/ER, reg. 1
- 4 28 May, L.3, 1 LBI, 73 LH/ER, reg. 5
- 5 29 May, L.3, 2 LBI, 98 LH/ER, reg. 18
- 6 29 May, L.4, 49 LH/ER, reg. 4
- 7 29 May, L.4, 1 LBI, 56 LH/ER, reg. 4
- 8 29 May, L.4, 70 LH/ER, reg. 4

Photographs

- 13-05-30 C-15 30 May, stairs, view west
13-05-31 C-8–14, 31 May, stairs, inside subterranean chamber
13-05-31 C-18. 31 May, stairs, view north

Squares P21, Q21 and Q22, 20–31 May (Brian Peterson, Square Supervisor)



Squares P21 and Q21, view west-northwest of the courtyard (?) of the first-century AD house.

Most of the time in the May 2013 session in Squares P21 and Q21 was spent cleaning up debris from damage caused by vandalism sometime prior to May 17. In spite of this limitation, four important finds were made in P21, two of them very significant.

- Door socket stone, L.15, found on the northwest side of the southwest door jamb of Wall 1.
- A small 10 cm diameter x 31 cm deep pit, with a stone cover, L.16, ca. 1.2 m from the center of the opening to a ca. 3 m diameter pit, L.10, excavated in the May 2012 season. It was devoid of finds, other than five ER sherds.
- A complete LH slipper lamp was found in L.19, the foundation trench for Wall 9, suggesting an LH date for the founding of the First-Century House. A sherd of a similar slipper lamp was found in 2011 in Square Q21, L.2, mixed debris above the floor of the house. In 2012 four LH coins were found in the Square P21 L.10 pit and coins found in the leveling fill are primarily LH in date (cf. coins 939 and 1119 from L.12 in the objects list below).
- An Egyptian scarab found in L.20, a 5 cm thick layer of compact soil over bedrock containing four LB I sherds, all refired, sealed by L.18, an ashy matrix 10 cm thick with a layer of flat stones at the bottom, and L.12, 31 cm of leveling fill for the first century AD house. The scarab depicts a falcon-headed sphinx with an *ankh* (life) sign in front and a *neter* (god) sign above (see cover photo). Similar examples indicate that the scarab dates to the second half of the 15th century BC.

In Square Q21 rock-cut pits 15 and 16 were excavated, both being ca. 1 m in diameter. Pit 15 was ca. 30 cm deep and devoid of artifacts. Pit 16 was bowl-shaped, 46 cm deep in the center, and likewise contained no artifacts. In Square Q22 limited cleanup of vandalism damage was carried out.

Locus List for P21

- 1 Mixed debris from vandalism
- 11 2.5 cm layer of ash at floor level southeast of Wall 1
- 12 Leveling fill 6–31 cm deep over bedrock on east side of square
- 13 Red clay layer of leveling fill a few cm thick under L.11 and over bedrock
- 14 40–50 cm of leveling fill below floor level and over bedrock northwest of Wall 1
- 15 Socket stone on the northwest side of the southwest door jamb of Wall 1
- 16 Small 10 cm diameter x 31 cm deep pit with cover on the south side of the square
- 17 Soil in Pit 16
- 18 10 cm thick deposit of ash with flat stones at the bottom in the east-central area of the square, beneath L.12 and over L.20
- 19 15 cm wide x 30–40 cm deep foundation trench on the northeast side of Wall 9
- 20 5 cm layer of compacted soil beneath L.18 and over bedrock

Object List for P21

- 896 20 May, L.1, Pail 31, metal tongs
- 897 20 May, L.1, Pail 31, metal handle
- 898 20 May, L.1, Pail 31, hammer head
- 899 20 May, L.1, Pail 31, iron key
- 902 21 May, L.1, Pail 32, ring
- 903 21 May, L.1, Pail 32, nail
- 904 21 May, L.1, Pail 32, stoneware
- 905 21 May, L.1, Pail 32, stoneware
- 906 21 May, L.1, Pail 32, stoneware
- 908 21 May, L.1, Pail 32, sling stone
- 909 21 May, L.1, Pail 32, stoneware
- 918 22 May, L.1, Pail 34, glass bottle top
- 938 24 May, L.1, Pail 41, coin, Alexander Jannaeus or later successors, ca. 80–37 BC
- 943 23 May, L.1, Pail 36, sling stone
- 951 22 May, L.1, Pail 35, stoneware base
- 968 27 May, L.1, Pail 42, stoneware handle
- 969 27 May, L.1, Pail 42, glass fragments
- 970 27 May, L.12, Pail 43, oil lamp
- 971 27 May, L.1, Pail 42, coin Antiochus IV, 173/2–168 BC
- 972 27 May, L.1, Pail 42, coin of John Hyrcanus I, 129–105 BC
- 992 28 May, L.1, Pail 44, coin of Antiochus III, 204–197 BC
- 995 28 May, L.1, Pail 42, key
- 996 28 May, L.1, Pail 44, stoneware
- 1008 28 May, L.1, Pail 42, grinding stone
- 1009 28 May, L.1, Pail 44, grinding stone
- 1011 28 May, L.1, Pail 44, sling stone
- 1012 28 May, L.1, Pail 44, grinding stone
- 1033 29 May, L.1, Pail 49, bracelet piece
- 1034 29 May, L.1, Pail 49, coin, Alexander Jannaeus or later successors, ca. 80–37 BC
- 1038 29 May, L.1, Pail 49, stoneware handle
- 1041 29 May, L.1, Pail 49, sling stone

- 1042 29 May, L.1, Pail 49, sling stone
- 1116 30 May, L.1, Pail 51a, metal fragment
- 1117 30 May, L.1, Pail 51a, metal bead
- 1118 30 May, L.1, Pail 51a, signet ring
- 936 24 May, L.12, Pail 40, coin, Antiochus III, 204–197 BC
- 937 24 May, L.12, Pail 40, coin of Herod the Great, 37–34 BC
- 939 24 May, L.12, Pail 40, coin, Alexander Jannaeus or later successors, ca. 80–37 BC
- 942 24 May, L.12, Pail 40, stoneware juglet
- 994 28 May, L.12, Pail 45, coin, unreadable
- 1111 31 May, L.12, Pail 54, metal fragment
- 1119 30 May, L.12, Pail 52, coin, Alexander Jannaeus or later successors, ca. 80–37 BC
- 1120 31 May, L.12, Pail 54, stoneware
- 948 23 May, L.13 Pail 37, alabaster bowl
- 1115 28 May, L.19, Pail 45a, oil lamp
- 1086 31 May, L.20, Pail 56, scarab
- 1152 24 Dec, surface find, decorated pottery

Pottery Pails for P21

- 31 20 May, L.1, 152 LH/ER, reg. 5
- 32 21 May, L.1, 12 LB I, 72 ER, reg. 12
- 33 21 May, L.1, 7 LB I (5 refired), 39 ER, reg. 10
- 34 22 May, L.1, 36 LH/ER, reg. 3
- 35 22 May, L.1, 1 LB I, 46 LH/ER, reg. 0
- 36 23 May, L.1, 6 LB I, 37 LH/ER, reg. 5
- 37 23 May, L.13, 2 LB I, reg. 1
- 38 23 May, L.12, 2 LB I (both refired), 1 LH/ER, reg. 2
- 39 Number not used
- 40 24 May, L.12, 62 LH/ER, reg. 4
- 41 24 May, L.1, 1 Iron I, 54 LH/ER, reg. 1
- 42 27 May, L.1, 1 Iron I, 65 LH/ER, reg. 9
- 43 27 May, L.12, 1 Iron I, 10 LH/ER, reg. 4
- 44 28 May, L.1, 54 ER, reg. 3
- 45 28 May, L.12, 36 LH/ER, reg. 3
- 45A 28 May, L.19, 2 LH, reg. 2
- 46 28 May, L.13, 6 ER, reg. 0
- 47 28 May, L.14, 2 ER, reg.0
- 48 28 May, L.17, 5 ER, reg. 1
- 49 29 May, L.1, 1 LB I, 44 LH/ER, reg. 9
- 50 29 May, L.12, 50 LH/ER, reg. 5
- 51 29 May, L.14, 5 LH/ER, reg. 1
- 51A 30 May, L.1, 1 Iron I, 32 LH/ER, reg. 2
- 52 30 May, L.12, 3 LB I (1 refired), 24 LH/ER, reg. 4
- 53 31 May, L.1, 9 LH/ER, reg. 1
- 54 31 May, L.12, 1 LB I, 44 LH/ER, reg. 2
- 55 31 May, L.18, 2 LH/ER, reg. 0
- 56 31 May, L.20, 7 LB I (6 refired), reg. 6

Photographs for P21

13-05-21 C-8 21 May, Overview of square, view west
13-05-24 C-62 24 May, Overview of square, view west
13-05-28 C-11 28 May, Overview of square, view west
13-05-28 N-35 28 May, L.15 socket stone
13-05-28 N51 28 May, L.19 restorable store jar
13-05-28 N52, 54 28 May, L16 pit and cover
13-05-29 C-09 29 May, Overview of square, view west
13-05-29 C-11 29 May, Overview of square, view south
13-05-30 C-23 30 May, Overview of square, view north
13-05-31 C-57 31 May, Overview of square, view west

Locus List for Q21

1 Removal of debris from vandalism
2 Soil in Pit 15
3 Soil in Pit 16

Objects for Q21

904 21 May, L.1, Pail 32, stoneware
907 20 May, L.1, Pail 31, stoneware
956 23 May, L.1, Pail 34, sherd with inscribed design

Pottery Pails for Q21

31 20 May, L.1, 1 LB I (refired), 22 LH/ER, reg. 0
32 21 May, L.1, 7 LB I (2 refired), 50 ER, reg. 10
33 22 May, L.1, 23 LH/ER, reg. 1
34 23 May, L.1, 1 LB I (refired), 7 LH/ER, reg. 1

Photographs for Q21

13-05-21 C-8 21 May, Overview of square, view west
13-05-24 C-62 24 May, Overview of square, view west
13-05-28 C-11 28 May, Overview of square, view west
13-05-29 C-09 29 May, Overview of square, view west
13-05-29 C-11 29 May, Overview of square, view south
13-05-30 C-23 30 May, Overview of square, view north
13-05-31 C-57 31 May, Overview of square, view west

Locus List for Q22

1 Mixed debris from vandalism

Objects for Q22

No objects were found

Pottery Pails for Q22


1 20 May, L.1, 8 ER, reg. 1

Photographs for Q22

13-05-29 C-09 29 May, Overview of Squares P21, Q21 and the west portion of Q22, view west

13-05-30 C-23 30 May, Overview of Squares O21, P21, Q21, P22 and Q22, view north

Squares Q10 and Q11, 20–31 May (Gary Byers, Square Supervisor)



Overview of the excavated areas of Squares Q10 and Q11, view north.

Excavation in Squares Q10-11 continued work initiated in 1999 and renewed in 2012. In 2013 excavations were conducted in the east 3 x 6 m of Square Q10, plus a 1.5 x 3 m extension to the northwest. In Square Q11 a 2 x 3.5 m probe was opened in the northwest corner. Only L.108 on the south side of the probe was excavated in 2013. In the Iron I period domestic structures were built into and south of the southwest-northeast LB I fortress wall. The well-built outer and inner faces of the LB I wall were incorporated into the Iron I structures. In the centuries following the Iron I period local farmers filled the Iron I structures with field stones. Pottery in these two squares is almost exclusively LB I and Iron I (2 LH/ER sherds were registered in 2013).

Locus List for Q10

- 1 Top 10–15 cm of redeposited field stones
- 2 50–90 cm of redeposited field stones below L.1
- 3 Inner face of a north-south wall in the northeast corner of the square (= Wall 102 in Square Q11)
- 4 East-west wall in the center of the square (possibly the continuation of Wall 106 in Square Q11)
- 5 East-west wall in the south half of the square
- 6 Soil and cobblestones beneath L.2 between Wall 7 and Wall 4

- 7 Remnant of the inner face of the LB I fortress wall extending from the northeast corner of the square to the southwest
- 8 Soil and cobblestones on the northwest side of Wall 7
- 9 Soil in an opening (doorway?) in Wall 7, below L.2
- 10 Soil between Walls 4 and 5 in the south half of the square
- 11 Soil beneath L.6 along the east balk
- 12 One large and four smaller flat stones abutting the southeast face of Wall 7 1 m from the east balk

Objects for Q10

- 891 20 May, L.2, Pail 2, pounder
- 910 21 May, L.6, Pail 11, sling stone
- 911 21 May, L.6, Pail 11, sling stone
- 912 21 May, L.6, Pail 11, sling stone
- 913 21 May, L.6, Pail 11, sling stone
- 919 22 May, L.6, Pail 13, grinding stone
- 923 22 May, L.6, Pail 13, sling stone
- 924 22 May, L.6, Pail 13, sling stone
- 947 22 May, L.6, Pail 13, jug handle with three impressed holes
- 949 24 May, L.6, Pail 20, jar stopper
- 1040 29 May, L.6, Pail 24, jar stopper
- 1043 29 May, L.6, Pail 24, spindle whorl

Pottery Pails for Q10

- 8 20 May, L.1, 2 LB I (1 refired), reg. 1
- 9 20 May, L.6, no pottery
- 10 20 May, L.2, 1 LB I, 1 Iron I, reg. 0
- 11 21 May, L.3, 1 LB I, 3 Iron I, 1 LH/ER, reg. 0
- 12 21 May, L.6, 3 LB I (1 refired), 1 Iron I, reg. 1
- 13 22 May, L.6, 21 LB I, 13 Iron I, reg. 6
- 14 23 May, L. 6, 7 LB I, 3 Iron I, reg. 4
- 15 23 May, L.8, 1 LB I (refired), reg. 0
- 16 23 May, L.4, 1 LB I (refired), reg. 1
- 17 24 May, L.8, 2 Iron I, reg. 2
- 18 24 May, L.6, 1 LB I, 4 Iron I, reg. 2
- 19 27 May, L. 1, 1 Iron I, 1 LH/ER
- 20 28 May, L.1, no diagnostics
- 21 28 May, L.9, 2 Iron I, reg. 0
- 22 28 May, L.6, 3 LB I, 2 Iron I, reg. 2
- 23 29 May, L.9, 2 LB I, 2 Iron I, reg. 2
- 24 29 May, L.6, 2 LB I (1 refired), 1 Iron I, reg. 2
- 25 29 May, L.11, 1 LB I, reg. 1
- 26 30 May, L.6, 3 LB I, 1 Iron I, reg. 1

Photographs for Q10

- 13-05-21 N-36 broken jar

13-05-21 N37 three sling stones
13-05-21 C-16 Squares Q10 and Q11, view north
13-05-22 C-10 Squares Q10 and Q11, view north
13-05-24 C-52 Squares Q10 and Q11, view north
13-05-24 C-64 Squares Q10 and Q11, view north
13-05-28 C-20 Squares Q10 and Q11, view north
13-05-29 C-18 Squares Q10 and Q11, view north
13-05-30 C-40 square, view north
13-05-30 C-41 square, view west

Locus List for Q11

101 Disturbed topsoil 10–15 cm deep
102 North-south wall in the northwest section of the probe (= Wall 3 in Square Q10)
103 Mixed soil below L.101 and above L.104
104 Dark red clay layer devoid of pottery
105 Soil in the small area between Wall 102 and the west balk
106 East-west wall in the center of the probe
107 Southwest-northeast wall on the north side of the probe
108 Soil on the south side of the probe
109 Two east-west stones along the north face of Wall 106 that appear to be distinct from Wall 106 as they are deeper

Objects for Q11

no objects registered

Pottery Pails for Q11

103 28 May, L.108, 2 Iron I, reg. 1
104 29 May, L.108, 1 LB I, reg. 1

Photographs for Q11

13-05-21 C-16 Squares Q10 and Q11, view north
13-05-22 C-10 Squares Q10 and Q11, view north
13-05-24 C-52 Squares Q10 and Q11, view north
13-05-24 C-64 Squares Q10 and Q11, view north
13-05-28 C-20 Squares Q10 and Q11, view north
13-05-29 C-18 Squares Q10 and Q11, view north

Square R19, 20–31 May (James Luther and Steven Rudd, Square Supervisors)



Overview of Square R19, view east, showing Cistern 9 and Wall 7.

The west 2 x 5 m of Square R19 was excavated in 2009 with no notable finds. In the May 2013 excavation season the east 4 x 5 m of the square was excavated, with the north balk left unexcavated. The main features of Square R19 were a partially collapsed plastered cistern, L.9; two abutting wall fragments, LL.6 and 7, in the southeast sector of the square; and a gate socket stone 30 cm west of the northeast end of Wall 7. Wall 6 was removed to gain access to Cistern 9 and the gate socket stone was removed as Object 893. Ash deposits and calcined bedrock was observed in 60% of the square.

Locus List

3. Disturbed soil from the surface to bedrock, 28–69 cm in depth
4. Yellowish-red burnt bedrock in the northwest corner, 9 cm in depth
5. Pinkish-gray and yellowish material on the east side of the square, 50 cm in diameter and 54 cm deep, in a depression in bedrock.
6. One-course wall ca. 50 cm wide running southeast-northwest for 1.8 m in the southeast sector of the square, founded on bedrock
7. Three-course wall 50–70 cm wide running from the southeast end of Wall 6 northeast for 2.3 m, founded on bedrock
8. Fill of Cistern 9
9. Partially collapsed cistern in the southeast corner of the square, with a maximum diameter of 2.0 m and a surviving height of 2.4 m

Objects

- | | |
|-----|-------------------------------------|
| 892 | 20 May, L.3 Pail 6, flint blade |
| 893 | 20 May, L.3, Pail 6, socket stone |
| 915 | 21 May, L.3, Pail 7, metal hook |
| 916 | 21 May, L.3, Pail 7, possible knife |
| 917 | 21 May, L.3, Pail 7, nail |

- 921 21 May, L.3, Pail 8, flint knife
- 922 22 May, L.3, Pail 8, metal ring/buckle
- 927 23 May, L.3, Pail 11, coin of Alexander Jannaeus or later successors, ca. 80–37 BC
- 941 23 May, L.3, Pail 11, sling stone
- 955 23 May, L.3, Pail 11, iron ring
- 1053 30 May, L.3, Pail 18, coin of Alexander Jannaeus or later successors, ca. 80–37 BC
- 1054 30 May, L.3, Pail 18, coin of Alexander Jannaeus or later successors, ca. 80–37 BC
- 1055 30 May, L.3, Pail 18, coin, Hasmonean, ca. 152–37 BC
- 1153 24 Dec, L.3, surface find, coin
- 1017 28 May, L.8, Pail 15, coin of Alexander Jannaeus or later successors, ca. 80–37 BC
- 1018 28 May, L.8, Pail 15, bent iron arrowhead
- 1019 30 May, L.8, Pail 16, possible socket stone
- 1024 29 May, L.8, Pail 16, coin of Alexander Jannaeus or later successors, ca. 80–37 BC
- 1050 30 May, L.8, Pail 16, stoneware
- 1056 30 May, L.8, Pail 16, unknown metal object
- 1093 31 May, L.8, Pail 19, coin of Alexander Jannaeus or later successors, ca. 80–37 BC
- 1094 31 May, L.8, Pail 19, coin of Alexander Jannaeus or later successors, ca. 80–37 BC
- 1095 31 May, L.8, Pail 19, coin of Antiochus IV, 173/2–168 BC
- 1104 31 May, L.8, Pail 19, coin of Antiochus IV, 173/2–168 BC
- 1105 31 May, L.8, Pail 19, coin of Alexander Jannaeus or later successors, ca. 80–37 BC
- 1122 31 May, L.8, Pail 19, metal fragment

Pottery Pails


- 6. 20 May, L.3, 2 LB I, 19 LH/ER, reg. 0
- 7. 21 May, L.3, 7 LB I (6 refired), 1 Iron I, 93 LH/ER, reg. 17
- 8. 22 May, L.3, 12 LH/ER, reg. 1
- 9. 22 May, L.4, no pottery
- 10. 22 May, L.4, no pottery
- 11. 23 May, L.3, 41 LH/ER, reg. 2
- 12. 24 May, L.3, 1 LB I (refired), 37 LH/ER, reg. 1
- 13. 27 May, L.3, 24 LH/ER, reg. 4
- 14. 28 May, L.8, 1 Iron I, 12 LH/ER, reg. 4
- 15. 28 May, L.8, 29 LH/ER, reg. 4
- 16. 29 May, L.8, 62 LH/ER, reg. 10
- 17. 30 May, L.8, 45 LH/ER, reg. 3
- 18. 30 May, L.8, 1 LH/ER, reg. 1
- 19. 31 May, L.8, 21 LH/ER, reg. 3

Photographs

- 13-05-20 N-45, 46 20 May, L.3, Obj. 893 socket stone
- 13-05-21 C-10 21 May, square, view north
- 13-05-22 N-22 22 May, L.3, Obj. 922 ring
- 13-05-22 C-04 22 May, square, view north
- 13-05-23 C-05 23 May, square, view north
- 13-05-24 C-55 24 May, square, view north
- 13-05-24 N-25 24 May, calcined stone

13-05-27 C-06 27 May, square, view north
13-05-27 C-11 27 May, square, view south
13-05-29 C-12 29 May, square, view south
13-05-29 C-15 29 May, square, view east
13-05-31 C-54 31 May, square, view east

Square R20, 20–31 May (Eugene Merrill and Henry Smith, Square Supervisors)



Square R20, view east.

The west 3.3 x 5 m of Square R20 was excavated in 2013. Four rock-cut pits were discovered, with no other architecture or installations observed. Pit 3, which was sealed with a cover, was completely cleared while Pit 9 was only partially excavated. Pits 7 and 11 were shallow cuttings in the bedrock. Of special interest is a Hezekiah coin, Object 1057, dating to ca. 350–300 BC, which was found in Pit 3.

Locus List

- 1 Mixed surface soil 5-8 cm deep
- 2 Compact soil under L.1 4–11 cm deep
- 3 Pit on the north side of the square, ca. 2.2 m in diameter and 2.0 m deep
- 4 Soil in Pit 3
- 5 Bedrock
- 6 Soil in Pit 7
- 7 Shallow pit in the southwest sector of the square, ca. 1 m in diameter and 50 cm deep
- 8 Soil in Pit 9
- 9 Pit in the south-central area of the square, 53 cm in diameter and unknown depth
- 10 Soil in Pit 11
- 11 Shallow pit in the southwest sector of the square, ca. 1 m in diameter and 23 cm deep

Objects

- 914 21 May, L.1, Pail 2, flint blade
- 926 23 May, L.2, Pail 6, coin of Alexander Jannaeus or later successors, ca. 80–37 BC
- 966 27 May, L.2, Pail 12, pounder
- 967 27 May, L. 2, Pail 11, pounder
- 961 24 May, L.3, Pail 8, nail
- 979 27 May, L.4, Pail 10, coin of Alexander Jannaeus or later successors, ca. 80–37 BC
- 993 29 May, L.4, Pail 16, coin of Herod the Great, ca. 37-34 BC
- 997 28 May, L.4, Pail 13, coin of Alexander Jannaeus or later successors, ca. 80–37 BC
- 998 28 May, L.4, Pail 13, coin of Alexander Jannaeus or later successors, ca. 80–37 BC
- 1002 29 May, L.4, Pail 16, metal fragment
- 1057 30 May, L.4, Pail 22, coin of Hezekiah (Jerusalem), ca. 350–300 BC
- 1103 31 May, L.4, Pail 25, coin of Alexander Jannaeus or later successors, ca. 80–37 BC
- 1123 30 May, L.4, Pail 22, coin of Alexander Jannaeus or later successors, ca. 80–37 BC
- 1124 30 May, L.4, Pail 22, coin of Alexander Jannaeus or later successors, ca. 80–37 BC
- 1125 30 May, L.4, Pail 22, coin of Alexander Jannaeus or later successors, ca. 80–37 BC
- 1058 30 May, L.9, Pail 22, metal object
- 1083 30 May, L.9, Pail 22, coin of Alexander Jannaeus or later successors, ca. 80–37 BC
- 1155 31 Dec, surface find, coin

Pottery Pails

- 1 20 May, L.1, no pottery
- 2 21 May, L.2, 1 Iron I, 2 ER, reg. 1
- 3 21 May, L.2, 1 Iron I, 2 ER, reg. 0
- 4 22 May, L.2, 3 LH/ER, reg. 0
- 5 22 May, L.2, 1 LB I, 6 LH/ER, reg. 0
- 6 23 May, L.2, 1 LB I, 20 LH/ER, reg. 1
- 7 23 May, L.2, 2 LH/ER, reg. 0
- 8 24 May, L.4, 3 LH/ER, reg. 1
- 9 24 May, L.2, 17 LH/ER, reg. 3
- 10 27 May, L.4, 6 LH/ER, reg. 2
- 11 27 May, L.2, 1 Iron I, 15 LH/ER, reg. 4
- 12 27 May, L.2, 9 LH/ER, reg. 4
- 13 28 May, L.4, 1 Iron I, 13 LH/ER, reg. 0
- 14 28 May, L.2, 31 LH/ER, reg. 6
- 15 28 May, L.2, 6 LH/ER, reg. 1
- 16 29 May, L.4, 11 LH/ER, reg. 3
- 17 29 May, L.2, 4 LH/ER, reg. 0
- 18 29 May, L.2, 1 LH/ER, reg. 0
- 19 29 May, L.2, 1 LB I (refired), 3 LH/ER, reg. 2
- 20 29 May, L.6, 4 LH/ER, reg. 0
- 21 30 May, L.2, 11 LH/ER, reg. 2
- 22 30 May, L.4, 2 LB I, 1 Iron I, 15 LH/ER, reg. 6
- 23 30 May, L.2, 1 LH/ER, reg. 0
- 24 30 May, L.8, 1 LB I, 22 LH/ER, reg. 6
- 25 31 May, L.4, 10 LH/ER, reg. 2

- 26 31 May, L.2, 9 LH/ER, reg. 0
- 27 31 May, L.6, 1 LB I, reg. 1
- 28 31 May, L.10, 6 LH/ER, reg. 1
- 29 31 May, L.8, 2 LH/ER, reg. 2

Photographs

- 13-05-21 C-13 21 May, square, view east
- 13-05-22 C-08 22 May, square, view south
- 13-05-23 C-05 23 May, Squares R19 and R20, view north
- 13-05-23 C-08 23 May, square, view south
- 13-05-24 N-1-3 24 May, Pit 3, view northeast
- 13-05-27 C-11 27 May, Squares R19 and R20, view south
- 13-05-28 C-17 28 May, square, view south
- 13-05-29 C-12 28 May, Squares R19 and R20, view south
- 13-05-31 C-52 31 May, square, view east
- 13-05-31 C-54 31 May, Squares R19 and R20, view east

Squares S18 and S19, 20–31 May (Bryant G. Wood, Square Supervisor)



Square S19 showing the locations of the L.3 store jar installation and Pit 5, view south.

Square S18 was excavated in 1997. During the course of the May 2013 excavation, it was necessary to remove the east balk of Square S18 in order to gain access to Pit 5 on the west edge of Square P19. Two phases were discerned in Square S19. Phase 1 was a rock-cut pit at the center west edge of the square, Locus 5, which was subsequently filled in and sealed with a large limestone slab 1.0 x 0.8 x 0.1 m in size. The fill for Pit 5 was unusual in that some 128 coins were found in the fill, more-or-less equally distributed from the top to the bottom, and all dating to the Hasmonean period. Phase 2 was an installation placed in a low spot between bedrock outcrops, L.3, 1 m northeast of the limestone slab that covered Pit 5. The low spot was lined

with clay and the bases of three store jars were nested together and pressed into the clay. Three steps, the topmost of which was the limestone slab, led to the L.3 installation. No evidence was found as to the purpose of the installation. The bedrock throughout the square was calcined, soft and decomposed.

Locus List for Square S18

- 101 Mixed surface soil from 5 to 42 cm in depth
- 102 Hard-packed clay below L.1 and above bedrock from 0 to 10 cm in depth

Objects for Square S18

- 999 28 May, L.101, Pail 101, lead shot
- 1000 28 May, L.101, Pail 101, coin of Alexander Jannaeus or later successors, ca. 80–37 BC
- 1014 28 May, L.101, Pail 101, nail
- 1015 28 May, L.101, Pail 101, coin of Alexander Jannaeus or later successors, ca. 80–37 BC
- 1016 28 May, L.101, Pail 101, flint blade
- 1001 28 May, L.102, Pail 102, coin of Alexander Jannaeus or later successors, ca. 80–37 BC
- 1030 29 May, L.102, Pail 103, stone tool

Pottery Pails for Square S18

- 101 28 May, L.101, 8 LHG/ER, reg. 2
- 102 28 May, L.102, 3 LH/ER, reg. 0
- 103 29 May, L.102, 1 LB I, reg. 0

Photographs for Square S18

- 13-05-28 C-15 28 May, east balk of Square S18 and Square S19, view south
- 13-05-29 C-17 29 May east balk of Square S18 and Square S19 Pit 5, view south

Locus List for Square S19

- 1 Disturbed surface soil from 4 to 33 cm in depth
- 2 Hard-packed clay below L.1 and above bedrock from 7 to 14 cm in depth
- 3 An installation on the west side of the square comprised of a clay lining in a low spot in the bedrock with the bottom portions of three store jars nested together and pressed into the clay lining surviving to a height of ca. 21 cm.
- 4 Contents of Pit 5
- 5 Pit at the center of the west balk, with an irregular opening of ca. 90 x 70 cm. The maximum inside diameter is ca. 1.5 m with a maximum depth of ca. 2 m.

Objects for Square S19

- 920 22 May, L.1, Pail 4, coin of John Hyrcanus I, ca. 129–105 BC
- 929 23 May, L.2, Pail 5, coin of Antiochus III, ca. 204–197 BC
- 930 23 May, L.2 Pail 5, coin of Alexander Jannaeus or later successors, ca. 80–37 BC
- 934 24 May, L.2, Pail 8, coin of Alexander Jannaeus or later successors, ca. 80–37 BC
- 958 24 May, L.2, Pail 8, stone tool
- 928 23 May, L.3, Pail 6, coin of Alexander Jannaeus or later successors, ca. 80–37 BC
- 931 23 May, L.3, Pail 6, coin of Alexander Jannaeus or later successors, ca. 80–37 BC
- 932a 23 May, L.3, Pail 6, coin of Alexander Jannaeus or later successors, ca. 80–37 BC

932b 23 May, L.3, Pail 6, coin of Alexander Jannaeus or later successors, ca. 80–37 BC
 932c 23 May, L.3, Pail 6, coin of Alexander Jannaeus or later successors, ca. 80–37 BC
 932d 23 May, L.3, Pail 6, coin of Alexander Jannaeus or later successors, ca. 80–37 BC
 932e 23 May, L.3, Pail 6, coin of Alexander Jannaeus or later successors, ca. 80–37 BC
 932f 23 May, L.3, Pail 6, coin of Alexander Jannaeus or later successors, ca. 80–37 BC
 932g 23 May, L.3, Pail 6, coin of Alexander Jannaeus or later successors, ca. 80–37 BC
 933 24 May, L.3, Pail 9, coin of Alexander Jannaeus or later successors, ca. 80–37 BC
 952 23 May, L.3, Pail 6, loom weight
 960 24 May, L.3, Pail 9, flint scraper
 973 27 May, L.3, Pail 12, coin of Alexander Jannaeus or later successors, ca. 80–37 BC
 974 27 May, L.3, Pail 12, coin of Alexander Jannaeus or later successors, ca. 80–37 BC
 1006 27 May, L.3, Pail 12, coin of Alexander Jannaeus or later successors, ca. 80–37 BC
 959 29 May, L.4, Pail 14, pounder
 962 31 May, L.4, Pail 17, soft stone
 1020 29 May, L.4, Pail 14, coin of Alexander Jannaeus or later successors, ca. 80–37 BC
 1021 29 May, L.4, Pail 14, coin of Alexander Jannaeus or later successors, ca. 80–37 BC
 1022 29 May, L.4, Pail 14, coin of Alexander Jannaeus or later successors, ca. 80–37 BC
 1023 29 May, L.4, Pail 14, coin of Alexander Jannaeus or later successors, ca. 80–37 BC
 1025 29 May, L.4, Pail 14, coin of Alexander Jannaeus or later successors, ca. 80–37 BC
 1026 29 May, L.4, Pail 14, coin of Alexander Jannaeus or later successors, ca. 80–37 BC
 1027 30 May, L.4, Pail 16, sling stone
 1028 29 May, L.4, Pail 14, hook
 1029 29 May, L.4, Pail 14, needle
 1031 30 May, L.4, Pail 16, coin of Alexander Jannaeus, ca. 80/79 BC
 1032 29 May, L.4, Pail 14, coin of Alexander Jannaeus or later successors, ca. 80–37 BC
 1035 29 May, L.4, Pail 14, coin of Alexander Jannaeus or later successors, ca. 80–37 BC
 1036 29 May, L.4, Pail 14, pin
 1039 30 May, L.4, Pail 16, stoneware base and side
 1044 31 May, L.4, Pail 17, polished limestone fragment
 1045 30 May, L.4, Pail 16, iron object
 1046 30 May, L.4, Pail 16, iron blade
 1047 30 May, L.4, Pail 16, iron blade fragment
 1048 30 May, L.4, Pail 16, iron blade and socket
 1049 30 May, L.4, Pail 16, iron object
 1051 30 May, L.4, Pail 16, stoneware base
 1052 30 May, L.4, Pail 16, polished limestone fragment
 1059a 30 May, L.4, Pail 16, coin of Alexander Jannaeus or later successors, ca. 80–37 BC
 1059b 30 May, L.4, Pail 16, coin of Alexander Jannaeus or later successors, ca. 80–37 BC
 1059c 30 May, L.4, Pail 16, coin of Alexander Jannaeus or later successors, ca. 80–37 BC
 1059d 30 May, L.4, Pail 16, coin of Alexander Jannaeus or later successors, ca. 80–37 BC
 1059e 30 May, L.4, Pail 16, coin of Alexander Jannaeus or later successors, ca. 80–37 BC
 1059f 30 May, L.4, Pail 16, coin of Alexander Jannaeus or later successors, ca. 80–37 BC
 1060a 30 May, L.4, Pail 16, coin of Alexander Jannaeus or later successors, ca. 80–37 BC
 1060b 30 May, L.4, Pail 16, coin of Alexander Jannaeus or later successors, ca. 80–37 BC
 1060c 30 May, L.4, Pail 16, coin of Alexander Jannaeus or later successors, ca. 80–37 BC
 1060d 30 May, L.4, Pail 16, coin of Alexander Jannaeus or later successors, ca. 80–37 BC

- 1096b 31 May, L.4, Pail 17, coin of Alexander Jannaeus or later successors, ca. 80–37 BC
- 1096c 31 May, L.4, Pail 17, coin of Alexander Jannaeus or later successors, ca. 80–37 BC
- 1096d 31 May, L.4, Pail 17, coin of Alexander Jannaeus or later successors, ca. 80–37 BC
- 1096e 31 May, L.4, Pail 17, coin of Alexander Jannaeus or later successors, ca. 80–37 BC
- 1096f 31 May, L.4, Pail 17, coin of Alexander Jannaeus or later successors, ca. 80–37 BC
- 1097 31 May, L.4, Pail 17, coin of Alexander Jannaeus or later successors, ca. 80–37 BC
- 1098a 31 May, L.4, Pail 17, coin of Alexander Jannaeus or later successors, ca. 80–37 BC
- 1098b 31 May, L.4, Pail 17, coin of Alexander Jannaeus or later successors, ca. 80–37 BC
- 1098c 31 May, L.4, Pail 17, coin of Alexander Jannaeus or later successors, ca. 80–37 BC
- 1099 31 May, L.4, Pail 17, coin of Alexander Jannaeus or later successors, ca. 80–37 BC
- 1100 31 May, L.4, Pail 17, coin of Alexander Jannaeus, ca. 80/79 BC
- 1101 31 May, L.4, Pail 17, coin of Alexander Jannaeus or later successors, ca. 80–37 BC
- 1102a 31 May, L.4, Pail 17, coin of Alexander Jannaeus or later successors, ca. 80–37 BC
- 1102b 31 May, L.4, Pail 17, coin of Alexander Jannaeus or later successors, ca. 80–37 BC
- 1102c 31 May, L.4, Pail 17, coin of Alexander Jannaeus or later successors, ca. 80–37 BC
- 1108a 31 May, L.4, Pail 17, coin of Alexander Jannaeus or later successors, ca. 80–37 BC
- 1108b 31 May, L.4, Pail 17, coin of Alexander Jannaeus or later successors, ca. 80–37 BC
- 1108c 31 May, L.4, Pail 17, coin of Alexander Jannaeus or later successors, ca. 80–37 BC
- 1109 31 May, L.4, Pail 17, coin of Alexander Jannaeus or later successors, ca. 80–37 BC
- 1110 31 May, L.4, Pail 19, decorated glass rim

Pottery Pails for Square S19

- 1 20 May, L.1, 1 LB I (refired), 1 LH/ER, reg. 1
- 2 20 May, L.2, 3 LH/ER, reg. 0
- 3 21 May, L.2, 9 LH/ER, reg. 6
- 4 22 May, L.1, 1 LB I, 1 Iron I, 1 LH/ER, reg. 1
- 5 23 May, L.2, 6 LH/ER, reg. 0
- 6 23 May, L.3, 10 LH/ER, reg. 0
- 7 23 May, L.3, 1 LH/ER for restoration, reg. 0
- 8 24 May, L.2, 1 Iron I, 8 LH/ER, reg. 2
- 9 24 May, L.3, 5 LH/ER, reg. 2
- 10 24 May, L.3, 1 LH/ER for restoration, reg. 1
- 11 27 May, L.2, 7 LH/ER, reg. 3
- 12 27 May, L.3, 1 LH/ER, reg. 0
- 13 28 May, L.3, no pottery
- 14 29 May, L.4, 1 LB I, 18 LH/ER, reg. 4
- 15 29 May, L.2, 1 LH/ER, reg. 0
- 16 30 May, L.4, 42 LH/ER, reg. 25
- 17 31 May, L.4, 42 LH/ER, reg. 21
- 18 31 May, L.3, 1 LH/ER for restoration, reg. 1

Photographs for Square S19

- 13-05-21 C-12 21 May, square, view south
- 13-05-22 C-06 22 May, square, view south
- 13-05-23 C-07 23 May, square, view south
- 13-05-23 N-33, 37 23 May, L3 store jar

13-05-24 C-57 24 May, square, view south
13-05-24 N-39, 40 24 May, L.3 store jar
13-05-27 C-08 27 May, square, view south
13-05-27 C-10 27 May, steps to L.3 store jar installation
13-05-27 N-38 27 May, L.3 store jar installation
13-05-29 C-17 29 May, L.5 pit entrance, view south
13-05-31 N-7 31 May, step 1 for L.3 store jar installation/sealing stone for L.5 pit
13-05-31 C-04 31 May, Pit 5, view east

Appendix 1: Object List

No.	Description	Date	Sq.	Locus	Pail	Period	Material
889	Coin	20-May	O21	1	1	173/2-168 BC	Bronze
890	Flint Pounder	20-May	O21	3	2		Flint
891	Pounder	20-May	Q10	2	2		Stone
892	Flint Blade	20-May	R19	3	6		Flint
893	Socket Stone	20-May	R19	3	6		Stone
894	Glass Bead	20-May	J19	1	1		Glass
895	Flint Blade	20-May	J19	1	1		Flint
896	Metal Tongs	20-May	P21	1	31		Iron
897	Metal Handle	20-May	P21	1	31		Iron
898	Hammer Head	20-May	P21	1	31		Iron
899	Iron Key	20-May	P21	1	31		Iron
900	Stoneware	21-May	J19	2	2		Stone
901	Metal Tack	21-May	J19	2	2		Metal
902	Ring	21-May	P21	1	32		Iron
903	Nail	21-May	P21	1	32		Iron
904	Stoneware	21-May	P21	1	32		Stone
905	Stoneware	21-May	P21	1	32		Stone
906	Stoneware	21-May	P21	1	32		Stone
907	Stoneware	21-May	Q21	1	31		Stone
908	Sling stone	21-May	P21	1	32		Stone
909	Stoneware	21-May	P21	1	32		Stone
910	Sling stone	21-May	Q10	6	11		Stone
911	Sling stone	21-May	Q10	6	11		Stone
912	Sling stone	21-May	Q10	6	11		Stone
913	Sling stone	21-May	Q10	6	11		Stone
914	Flint Blade	21-May	R20	1	2		Flint
915	Metal Hook	21-May	R19	3	7		Metal
916	Possible Knife	21-May	R19	3	7		Metal
917	Nail	21-May	R19	3	7		Iron
918	Glass Top	22-May	P21	1	34		Glass
919	Grinder	22-May	Q10	6	13		Basalt
920	Coin	22-May	S19	1	4	129-105 BC	Bronze
921	Flint Knife	21-May	R19	3	8		Flint
922	Metal Ring	22-May	R19	3	8		Metal
923	Sling stone	22-May	Q10	6	13		Stone
924	Sling stone	22-May	Q10	6	13		Stone
925	Grinder	22-May	O21	9	10		Basalt
926	Coin	23-May	R20	2	6	80 BC or later	Bronze
927	Coin	23-May	R19	3	11	80 BC or later	Bronze
928	Coin	23-May	S19	3	6	80 BC or later	Bronze
929	Coin	23-May	S19	2	5	204-197 BC	Bronze
930	Coin	23-May	S19	2	5	80 BC or later	Bronze
931	Coin	23-May	S19	3	6	80 BC or later	Bronze

No.	Description	Date	Sq.	Locus	Pail	Period	Material
932a	Coin	23-May	S19	3	6	80 BC or later	Bronze
932b	Coin	23-May	S19	3	6	80 BC or later	Bronze
932c	Coin	23-May	S19	3	6	80 BC or later	Bronze
932d	Coin	23-May	S19	3	6	80 BC or later	Bronze
932e	Coin	23-May	S19	3	6	80 BC or later	Bronze
932f	Coin	23-May	S19	3	6	80 BC or later	Bronze
932g	Coin	23-May	S19	3	6	80 BC or later	Bronze
933	Coin	24-May	S19	3	9	80 BC or later	Bronze
934	Coin	24-May	S19	2	8	80 BC or later	Bronze
935	Coin	24-May	O21	10	13	85-80 BC	Bronze
936	Coin	24-May	P21	12	40	204-197 BC	Bronze
937	Coin	24-May	P21	12	40	37-4 BC	Bronze
938	Coin	24-May	P21	1	41	80 BC or later	Bronze
939	Coin	24-May	P21	12	40	80 BC or later	Bronze
940	Archit. Frag.	23-May	O21	10	11		Stone
941	Sling stone	23-May	R19	3	11		Stone
942	Stoneware	24-May	P21	12	40		Stone
943	Sling stone	23-May	P21	1	36		Stone
944	Roman Glass	23-May	O21	10	11		Glass
945	Grinder	22-May	O21	8	8		Stone
946	Flint Blade	23-May	J19	4	5		Flint
947	Jug Handle	22-May	Q10	6	13		Ceramic
948	Alab. Bowl	23-May	P21	13	37		Alabaster
949	Jar Stopper	24-May	Q10	6	20		Stone
950	Flint Blade	23-May	J19	4	5		Flint
951	Stoneware	22-May	P21	1	35		Stone
952	Loom Weight	23-May	S19	3	6		Stone
953	Flint Tip	23-May	J19	4	5		Flint
954	Spindle Whorl	23-May	O21	9	11		Stone
955	Iron Ring	23-May	R19	3	11		Iron
956	Inscr. Sherd	23-May	Q21	1	34		Ceramic
957	Flint Blade	22-May	J19	2	3		Flint
958	Stone Tool	24-May	S19	2	8		Stone
959	Pounder	29-May	S19	4	14		Stone
960	Flint Scraper	24-May	S19	3	9		Flint
961	Nail	24-May	R20	3	8		Iron
962	Soft Stone	31-May	S19	4	17		Stone
963	Blade	24-May	J19	4	6		Flint
964	Nail	24-May	J19	4	6		Iron
965	Sndl Nails (2)	23-May	J19	4	5		Iron
966	Pounder	27-May	R20	2	12		Stone
967	Pounder	27-May	R20	2	11		Stone
968	Stoneware	27-May	P21	1	42		Stone
969	Glass Frags	27-May	P21	1	42		Glass
970	Oil Lamp	27-May	P21	12	43		Ceramic

No.	Description	Date	Sq.	Locus	Pail	Period	Material
971	Coin	27-May	P21	1	42	173/2-168 BC	Bronze
972	Coin	27-May	P21	1	42	129-105 BC	Bronze
973	Coin	27-May	S19	3	12	80 BC or later	Bronze
974	Coin	27-May	S19	3	12	80 BC or later	Bronze
975	Dec. Pottery	27-May	J19	4	7		Ceramic
976	Flint Blade	27-May	J19	4	7		Flint
977	Coin	27-May	I19	1	1	80 BC or later	Bronze
978	Coin	27-May	I19	1	1	80 BC or later	Bronze
979	Coin	27-May	R20	4	10	80 BC or later	Bronze
980	Flint Tip	28-May	J19	4	8		Flint
981	Bronze Plate	28-May	J19	4	8		Bronze
982	Coin	28-May	I19	1	2	80 BC or later	Bronze
983	Flint Blade	28-May	J19	4	8		Flint
984	Coin	28-May	J19	4	8	80 BC or later	Bronze
985	Flint Blade	28-May	J19	4	8		Flint
986	Coin	28-May	O28	3	4	162-150 BC	Bronze
987	Coin	28-May	O28	3	4	54 CE	Bronze
988	Coin	28-May	O21	12	17	5th century CE?	Bronze
989	Coin	28-May	O21	12	17	80 BC or later	Bronze
990	Coin	28-May	O21	12	17	80 BC or later	Bronze
991	Coin	28-May	O28	3	4	18 CE	Bronze
992	Coin	28-May	P21	1	44	204-197 BC	Bronze
993	Coin	29-May	R20	4	16	37-4 BC	Bronze
994	Coin	28-May	P21	12	45	3rd c. BC/5th c. CE	Bronze
995	Key	28-May	P21	1	42		Iron
996	Stoneware	28-May	P21	1	44		Stone
997	Coin	28-May	R20	4	13	80 BC or later	Bronze
998	Coin	28-May	R20	4	13	80 BC or later	Bronze
999	Lead Shot	28-May	S18	101	101		Lead
1000	Coin	28-May	S18	101	101	80 BC or later	Bronze
1001	Coin	28-May	S18	102	102	80 BC or later	Bronze
1002	Metal Frag.	29-May	R20	4	16		Bronze
1003	Casting Chan.	28-May	T20	surface find		2nd c.BC-1st c. CE ?	Bronze
1004	Coin	28-May-	T20	surface find		Hasmonean (?)	Bronze
1005	Coin	28-May-	T20	surface find		80 BC or later	Bronze
1006	Coin	27-May-	S19	3	12	80 BC or later	Bronze
1007	Coin	28-May-	N19	surface find		103-c.90 BC	Bronze
1008	Grinder	28-May	P21	1	42		Basalt
1009	Grinder	28-May	P21	1	44		Stone
1010	Ossuary Lid ?	28-May	O21	3	4		Stone
1011	Sling stone	28-May	P21	1	44		Stone
1012	Grinder	28-May	P21	1	44		Basalt
1013	Coin	28-May	N19	surface find		1927	Bronze
1014	Nail	28-May	S18	101	101		Iron
1015	Coin	28-May	S18	101	101	80 BC or later	Bronze

No.	Description	Date	Sq.	Locus	Pail	Period	Material
1016	Flint Blade	28-May	S18	101	101		Flint
1017	Coin	28-May	R19	8	15	80 BC or later	Bronze
1018	Arrowhead	28-May	R19	8	15		Iron
1019	Socket Stone?	30-May	R19	8	16		Stone
1020	Coin	29-May	S19	4	14	80 BC or later	Bronze
1021	Coin	29-May	S19	4	14	80 BC or later	Bronze
1022	Coin	29-May	S19	4	14	80 BC or later	Bronze
1023	Coin	29-May	S19	4	14	80 BC or later	Bronze
1024	Coin	29-May	R19	8	16	80 BC or later	Bronze
1025	Coin	29-May	S19	4	14	80 BC or later	Bronze
1026	Coin	29-May	S19	4	14	80 BC or later	Bronze
1027	Sling stone	30-May	S19	4	16		Stone
1028	Hook	29-May	S19	4	14		Metal
1029	Needle	29-May	S19	4	14		Metal
1030	Stone Tool	29-May	S18	102	103		Stone
1031	Coin	30-May	S19	4	16	80/79 BC	Bronze
1032	Coin	29-May	S19	4	14	80 BC or later	Bronze
1033	Bracelet Piece	29-May	P21	1	49		Stone
1034	Coin	29-May	P21	1	49	204-197 BC	Bronze
1035	Coin	29-May	S19	4	14	80 BC or later	Bronze
1036	Pin	29-May	S19	4	14		Metal
1037	Zoomorphic ?	29-May	O21	10	13		Ceramic
1038	Stoneware	29-May	P21	1	49		Stone
1039	Stoneware	30-May	S19	4	16		Stone
1040	Flint Pounder	29-May	Q10	6	24		Flint
1041	Sling stone	29-May	P21	1	49		Stone
1042	Sling stone	29-May	P21	1	49		Stone
1043	Spindle Whorl	29-May	Q10	6	24		Ceramic
1044	Stone Frag.	31-May	S19	4	17		Stone
1045	Iron Object	30-May	S19	4	16		Iron
1046	Iron Blade	30-May	S19	4	16		Iron
1047	Blade Frag.	30-May	S19	4	16		Iron
1048	Blade & Sckt	30-May	S19	4	16		Iron
1049	Iron Object	30-May	S19	4	16		Iron
1050	Stoneware	30-May	R19	8	16		Stone
1051	Stoneware	30-May	S19	4	16		Stone
1052	Stone Frag.	30-May	S19	4	16		Stone
1053	Coin	30-May	R19	3	18	80 BC or later	Bronze
1054	Coin	30-May	R19	3	18	80 BC or later	Bronze
1055	Coin	30-May	R19	3	18	129-c.90 BC	Bronze
1056	Metal Object	30-May	R19	8	16		Metal
1057	Coin	30-May	R20	4	22	350-300 BC	Silver
1058	Metal Object	30-May	R20	9	22		Metal
1059a	Coin	30-May	S19	4	16	80 BC or later	Bronze
1059b	Coin	30-May	S19	4	16	80 BC or later	Bronze

No.	Description	Date	Sq.	Locus	Pail	Period	Material
1059c	Coin	30-May	S19	4	16	80 BC or later	Bronze
1059d	Coin	30-May	S19	4	16	80 BC or later	Bronze
1059e	Coin	30-May	S19	4	16	80 BC or later	Bronze
1059f	Coin	30-May	S19	4	16	80 BC or later	Bronze
1060a	Coin	30-May	S19	4	16	80 BC or later	Bronze
1060b	Coin	30-May	S19	4	16	80 BC or later	Bronze
1060c	Coin	30-May	S19	4	16	80 BC or later	Bronze
1060d	Coin	30-May	S19	4	16	80 BC or later	Bronze
1061a	Coin	30-May	S19	4	16	80 BC or later	Bronze
1061b	Coin	30-May	S19	4	16	80 BC or later	Bronze
1061c	Coin	30-May	S19	4	16	80 BC or later	Bronze
1061d	Coin	30-May	S19	4	16	80 BC or later	Bronze
1061e	Coin	30-May	S19	4	16	80 BC or later	Bronze
1061f	Coin	30-May	S19	4	16	80 BC or later	Bronze
1061g	Coin	30-May	S19	4	16	80 BC or later	Bronze
1062	Coin	30-May	S19	4	16	80 BC or later	Bronze
1063	Coin	30-May	S19	4	16	80 BC or later	Bronze
1064a	Coin	30-May	S19	4	16	80 BC or later	Bronze
1064b	Coin	30-May	S19	4	16	80 BC or later	Bronze
1065a	Coin	30-May	S19	4	16	80 BC or later	Bronze
1065b	Coin	30-May	S19	4	16	80 BC or later	Bronze
1065c	Coin	30-May	S19	4	16	80 BC or later	Bronze
1065d	Coin	30-May	S19	4	16	80 BC or later	Bronze
1066	Coin	30-May	S19	4	16	80 BC or later	Bronze
1067a	Coin	30-May	S19	4	16	80 BC or later	Bronze
1067b	Coin	30-May	S19	4	16	80 BC or later	Bronze
1068a	Coin	30-May	S19	4	16	80 BC or later	Bronze
1068b	Coin	30-May	S19	4	16	80 BC or later	Bronze
1068c	Coin	30-May	S19	4	16	80 BC or later	Bronze
1068d	Coin	30-May	S19	4	16	80 BC or later	Bronze
1068e	Coin	30-May	S19	4	16	80 BC or later	Bronze
1068f	Coin	30-May	S19	4	16	80 BC or later	Bronze
1069	Coin	30-May	S19	4	16	80 BC or later	Bronze
1070a	Coin	30-May-	S19	4	16	80 BC or later	Bronze
1070b	Coin	30-May	S19	4	16	80 BC or later	Bronze
1070c	Coin	30-May	S19	4	16	80 BC or later	Bronze
1071	Coin	30-May	S19	4	16	80 BC or later	Bronze
1072a	Coin	30-May	S19	4	16	80 BC or later	Bronze
1072b	Coin	30-May	S19	4	16	80 BC or later	Bronze
1072c	Coin	30-May	S19	4	16	80 BC or later	Bronze
1072d	Coin	30-May	S19	4	16	80 BC or later	Bronze
1073a	Coin	30-May	S19	4	16	80 BC or later	Bronze
1073b	Coin	30-May	S19	4	16	80 BC or later	Bronze
1074a	Coin	30-May	S19	4	16	80 BC or later	Bronze
1074b	Coin	30-May	S19	4	16	80 BC or later	Bronze

No.	Description	Date	Sq.	Locus	Pail	Period	Material
1074c	Coin	30-May	S19	4	16	80 BC or later	Bronze
1074d	Coin	30-May	S19	4	16	80 BC or later	Bronze
1074e	Coin	30-May	S19	4	16	80 BC or later	Bronze
1074f	Coin	30-May	S19	4	16	80 BC or later	Bronze
1074g	Coin	30-May	S19	4	16	80 BC or later	Bronze
1074h	Coin	30-May	S19	4	16	80 BC or later	Bronze
1074i	Coin	30-May	S19	4	16	80 BC or later	Bronze
1074j	Coin	30-May	S19	4	16	80 BC or later	Bronze
1074k	Coin	30-May	S19	4	16	80 BC or later	Bronze
1075a	Coin	30-May	S19	4	16	80 BC or later	Bronze
1075b	Coin	30-May	S19	4	16	80 BC or later	Bronze
1075c	Coin	30-May	S19	4	16	80 BC or later	Bronze
1075d	Coin	30-May	S19	4	16	80 BC or later	Bronze
1075e	Coin	30-May	S19	4	16	80 BC or later	Bronze
1075f	Coin	30-May	S19	4	16	80 BC or later	Bronze
1075g	Coin	30-May	S19	4	16	80 BC or later	Bronze
1076	Coin	30-May	S19	4	16	80 BC or later	Bronze
1077a	Coin	30-May	S19	4	16	80 BC or later	Bronze
1077b	Coin	30-May	S19	4	16	80 BC or later	Bronze
1078a	Coin	30-May	S19	4	16	80 BC or later	Bronze
1078b	Coin	30-May	S19	4	16	80 BC or later	Bronze
1078c	Coin	30-May	S19	4	16	80 BC or later	Bronze
1078d	Coin	30-May	S19	4	16	80 BC or later	Bronze
1078e	Coin	30-May	S19	4	16	80 BC or later	Bronze
1078f	Coin	30-May	S19	4	16	80 BC or later	Bronze
1078g	Coin	30-May	S19	4	16	80 BC or later	Bronze
1078h	Coin	30-May	S19	4	16	80 BC or later	Bronze
1078i	coin	30-May-	S19	4	16	80 BC or later	Bronze
1079	Coin	30-May	S19	4	16	80 BC or later	Bronze
1080a	Coin	30-May	S19	4	16	80 BC or later	Bronze
1080b	Coin	30-May	S19	4	16	80 BC or later	Bronze
1080c	Coin	30-May	S19	4	16	80 BC or later	Bronze
1081a	Coin	30-May	S19	4	16	80 BC or later	Bronze
1081b	Coin	30-May	S19	4	16	80 BC or later	Bronze
1081c	Coin	30-May	S19	4	16	80 BC or later	Bronze
1081d	Coin	30-May	S19	4	16	80 BC or later	Bronze
1081e	Coin	30-May	S19	4	16	80 BC or later	Bronze
1081f	Metal Frag.	30-May	S19	4	16		Bronze
1082a	Coin	30-May	S19	4	16	80 BC or later	Bronze
1082b	Coin	30-May	S19	4	16	80 BC or later	Bronze
1082c	Coin	30-May	S19	4	16	80 BC or later	Bronze
1082d	Coin	30-May	S19	4	16	80 BC or later	Bronze
1083	Coin	30-May	R20	9	22	80 BC or later	Bronze
1084	Coin	29-May	O28	4	7	67/8 CE	Bronze
1085	Coin	29-May	O28	4	8	152-145 BC	Bronze

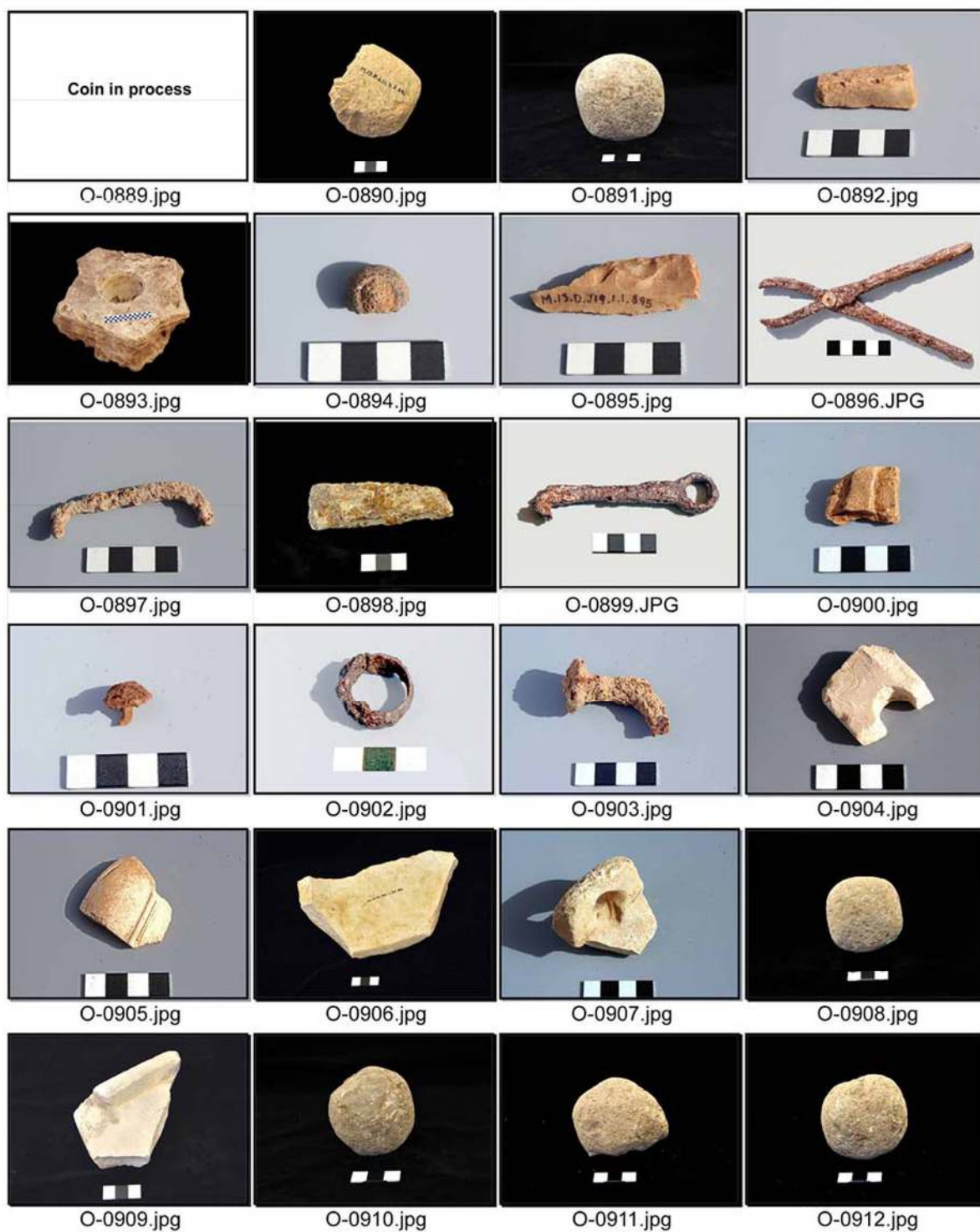
No.	Description	Date	Sq.	Locus	Pail	Period	Material
1086	Scarab	31-May	P21	20	56		Glass
1087	Coin	30-May	M28	1	2	80 BC or later	Bronze
1088	Iron Rod	31-May	S19	4	17		Metal
1089a	Coin	31-May	S19	4	17	80 BC or later	Bronze
1089b	Coin	31-May	S19	4	17	80 BC or later	Bronze
1089c	Coin	31-May	S19	4	17	80 BC or later	Bronze
1089d	Coin	31-May	S19	4	17	80 BC or later	Bronze
1089e	Coin	31-May	S19	4	17	80 BC or later	Bronze
1090a	Coin	31-May	S19	4	17	80 BC or later	Bronze
1090b	Coin	31-May	S19	4	17	80 BC or later	Bronze
1091a	Coin	31-May	S19	4	17	80 BC or later	Bronze
1091b	Coin	31-May	S19	4	17	80 BC or later	Bronze
1091c	Coin	31-May	S19	4	17	80 BC or later	Bronze
1092	Coin	31-May	S19	4	17	80 BC or later	Bronze
1093	Coin	31-May	R19	8	19	80 BC or later	Bronze
1094	Coin	31-May	R19	8	19	80 BC or later	Bronze
1095	Coin	31-May	R19	8	19	173/2-168 BC	Bronze
1096a	Coin	31-May	S19	4	17	80 BC or later	Bronze
1096b	Coin	31-May	S19	4	17	80 BC or later	Bronze
1096c	Coin	31-May	S19	4	17	80 BC or later	Bronze
1096d	Coin	31-May	S19	4	17	80 BC or later	Bronze
1096e	Coin	31-May	S19	4	17	80 BC or later	Bronze
1096f	Coin	31-May	S19	4	17	80 BC or later	Bronze
1097	Coin	31-May	S19	4	17	80 BC or later	Bronze
1098a	Coin	31-May	S19	4	17	80 BC or later	Bronze
1098b	Coin	31-May	S19	4	17	80 BC or later	Bronze
1098c	Coin	31-May	S19	4	17	80 BC or later	Bronze
1099	Coin	31-May	S19	4	17	80 BC or later	Bronze
1100	Coin	31-May	S19	4	17	80/79 BC	Bronze
1101	Coin	31-May	S19	4	17	80 BC or later	Bronze
1102a	Coin	31-May	S19	4	17	80 BC or later	Bronze
1102b	Coin	31-May	S19	4	17	80 BC or later	Bronze
1102c	Coin	31-May	S19	4	17	80 BC or later	Bronze
1103	Coin	31-May	R20	4	25	80 BC or later	Bronze
1104	Coin	31-May	R19	8	19	173/2-168 BC	Bronze
1105	Coin	31-May	R19	8	19	80 BC or later	Bronze
1106	Coin	31-May	CAV1	2	1	175-173/2 BC	Bronze
1107	Metal Frag.	31-May	CAV1	2	1		Metal
1108a	Coin	31-May	S19	4	17	80 BC or later	Bronze
1108b	Coin	31-May	S19	4	17	80 BC or later	Bronze
1108c	Coin	31-May	S19	4	17	80 BC or later	Bronze
1109	Coin	31-May	S19	4	17	80 BC or later	Bronze
1110	Glass Rim	31-May	S19	4	19		Glass
1111	Metal Frag.	31-May	P21	12	54		Bronze
1112	Coin	31-May	CAV1	2	1	85-80 BC	Bronze

No.	Description	Date	Sq.	Locus	Pail	Period	Material
1113	Coin	31-May	CAV1	3	2	103-c. 90 BC	Bronze
1114	Coin	31-May	CAV1	3	2	85-80 BC	Bronze
1115	Oil Lamp	28-May	P21	19	45a	80 BC or later	Ceramic
1116	Coin	30-May	P21	1	51a	80 BC or later	Bronze
1117	Metal Bead	30-May	P21	1	51a		Metal
1118	Signet Ring	30-May	P21	1	51a		Iron
1119	Coin	30-May	P21	12	52	80 BC or later	Bronze
1120	Stoneware	31-May	P21	12	54		Stone
1121	Grinder	30-May	O26				Basalt
1122	Metal Frag.	31-May	R19	8	19		Bronze
1123	Coin	30-May	R20	4	22	80 BC or later	Bronze
1124	Coin	30-May	R20	4	22	80 BC or later	Bronze
1125	Coin	30-May	R20	4	22	80 BC or later	Bronze
1126	Jar Handle	12-Jun-00	N23	4a	11		Ceramic
1127	Coin	18-Dec	CAV1	4	3		Bronze
1128	Metal Object	19-Dec	M28	4	4		Metal
1129	Coin	19-Dec	CAV1	4	3		Bronze
1130	Socket Stone	19-Dec	CAV1	4	3		Stone
1131	Grinder	19-Dec	CAV1	5	4		Basalt
1132	Israeli Coin	19-Dec	CAV3	1	1		
1133	Coin	22-Dec	CAV1	4	7		Bronze
1134	Sandal Tack	22-Dec	CAV1	5	8		Metal
1135	Coin	22-Dec	O32	surface find			Bronze
1136	Ring & Stone	22-Dec	CAV2	2	2		Metal
1137	Coin	20-Dec	CAV2	1	10		Bronze
1138	Worked Stone	22-Dec	CAV3	4	1		Limestone
1139	Glass Base	25-Dec	CAV1	7	15		Glass
1140	Sandal Tack	20-Dec	CAV1	4	6		Metal
1141	Flint Tip	20-Dec	CAV1	4	6		Flint
1142	Iron Object	22-Dec	CAV2	2	2		Iron
1143	Musket Ball ?	22-Dec	CAV2	2	1		Lead
1144	Nail	20-Dec	CAV3	2	1		Iron
1145	Archit. Frag.	24-Dec	CAV1	4	12		Stone
1146	Roof Roller	24-Dec	CAV1	4	12		Stone
1147	Stoneware	24-Dec	CAV1	6	13		Stone
1148	Coin	23-Dec	CAV1	4	9		Bronze
1149	Coin	23-Dec	CAV1	4	9		Bronze
1150	Glass Rim	24-Dec	CAV1	5	11		Glass
1151	Loom Weight	24-Dec	CAV1	6	13		Stone
1152	Dec. Pottery	24-Dec	P21	surface find			Ceramic
1153	Coin	24-Dec	R19	surface find			Bronze
1154	Stoneware	24-Dec	CAV1	6	13		Stone
1155	Coin	31-Dec	R20	surface find			Bronze
1156	Grinder	24-Dec	CAV2	3	4		Basalt
1157	Glass Rim	23-Dec	CAV1	5	11		Glass


No.	Description	Date	Sq.	Locus	Pail	Period	Material
1158	Coin	24-Dec	J20	surface	find		Bronze
1159	Coin	24-Dec	G24	surface	find		Bronze
1160	Coin	24-Dec	G25	surface	find		Bronze
1161	Grinder	25-Dec	CAV1	4	16		Basalt
1162	Stoneware	25-Dec	CAV1	7	15		Stone
1163	Stoneware	25-Dec	CAV1	7	15		Stone
1164	Coin	25-Dec	CAV1	7	15		Bronze
1165	Coin	25-Dec	CAV1	4	16		Bronze
1166	Coin	31-Dec	G24	surface	find		Bronze
1167	Coin	25-Dec	CAV1	7	15		Bronze
1168	Metal Object	25-Dec	F26	surface	find		Metal
1169	Bead	25-Dec	CAV1	7	15		Carnelian
1170	Coin	25-Dec	CAV1	8	17		Bronze
1171	Coin	25-Dec	CAV1	8	17		Bronze
1172	Coin	25-Dec	CAV1	7	15		Bronze
1173	Coin	25-Dec	F27	surface	find		Bronze
1174	Possible Coin	25-Dec	CAV1	7	15		Bronze
1175	Coin	25-Dec	CAV1	7	15		Bronze
1176	Coin	25-Dec	CAV1	4	16		Bronze
1177	Coin	25-Dec	CAV1	7	15		Bronze
1178	Metal Object	25-Dec	F26	surface	find		Metal
1179	Coin	25-Dec	CAV2	3	5		Bronze
1180	Stoneware	26-Dec	CAV1	7	19		Stone
1181	Stoneware	25-Dec	CAV1	7	15		Stone
1182	Bronze Ring	25-Dec	CAV2	3	5		Bronze
1183	Stoneware	25-Dec	CAV1	7	15		Stone
1184	Grinder	26-Dec	CAV2	3	6		Basalt
1185	Stoneware	26-Dec	CAV1	7	19		Stone
1186	Stoneware	26-Dec	CAV1	7	19		Stone
1187	Stoneware	26-Dec	CAV1	7	19		Stone
1188	Stoneware	26-Dec	CAV1	7	19		Stone
1189	Stoneware	26-Dec	CAV1	7	19		Stone
1190	Coin	26-Dec	CAV1	4	18		Bronze
1191	Coin	26-Dec	CAV1	7	19		Bronze
1192	Glass	27-Dec	CAV1	9	20		Glass
1193	Coin	27-Dec	CAV1	4	21		Bronze
1194	Coin	27-Dec	CAV1	10	22		Bronze
1195	Coin	27-Dec	CAV1	4	21		Bronze
1196	2 Mtl Objects	27-Dec	CAV1	4	21		Metal
1197	Coin	27-Dec	CAV1	4	21		Bronze
1198	Coin	27-Dec	CAV2	3	7		Bronze
1199	Coin	27-Dec	CAV2	1	10		Bronze
1200	Stoneware	30-Dec	CAV1	4	23		Stone
1201	Grinder	30-Dec	CAV1	4	23		Basalt
1202	Possible Coin	30-Dec	CAV1	4	23		Bronze

No.	Description	Date	Sq.	Locus	Pail	Period	Material
1203	Coin	30-Dec	CAV1	4	23		Bronze
1204	Coin	30-Dec	CAV1	4	23		Bronze
1205	Possible Coin	30-Dec	CAV1	4	23		Bronze
1206	Grinder	30-Dec	CAV1	4	23		Basalt
1207	Stoneware	30-Dec	CAV1	4	23		Stone
1208	Stoneware	30-Dec	CAV1	4	23		Stone
1209	Bronze Object	30-Dec	CAV1	4	23		Bronze
1210	Glass Base	30-Dec	CAV1	4	23		Glass
1211	Glass Rim	30-Dec	CAV1	4	23		Glass
1212	Glass Rim	30-Dec	CAV1	4	23		Glass
1213	Jar Stopper	31-Dec	CAV1	4	25		Ceramic
1214	Glass Rim	31-Dec	CAV1	4	25		Glass
1215	Archit. Stone	23-Dec	CAV3	1	1		Stone
1216	Glass Rim	31-Dec	CAV1	4	25		Glass
1217	Stoneware	31-Dec	CAV1	4	25		Stone
1218	Grinder	31-Dec	CAV1	4	25		Stone
1219	Iron Tip	26-Dec	CAV1	7	19		Iron
1220	Glass Base	31-Dec	CAV1	10	27		Glass
1221	Coin	30-Dec	CAV2	3	8		Bronze
1222	Coin	30-Dec	CAV2	3	8		Bronze
1223	Makeup App.	30-Dec	CAV2	3	8		Bronze
1224	Stoneware	30-Dec	CAV1	4	23		Stone
1225	Basalt Grinder	31-Dec	CAV1	11	26		Basalt
1226	Grinder	30-Dec	CAV2	3	8		Basalt
1227	Stoneware	30-Dec	CAV1	4	23		Stone
1228	Stoneware	30-Dec	CAV1	4	23		Stone
1229	Stoneware	30-Dec	CAV1	4	23		Stone
1230	Cosmetic Stir	20-Dec	CAV3	2	1		Metal
1231	Cult Stnd Frag.	24-May-00	Q19	6A	36		Ceramic
1232	Monolith 1	31-Dec	CAV1	12	28		Stone
1233	Monolith 2	31-Dec	CAV1	12	28		Stone

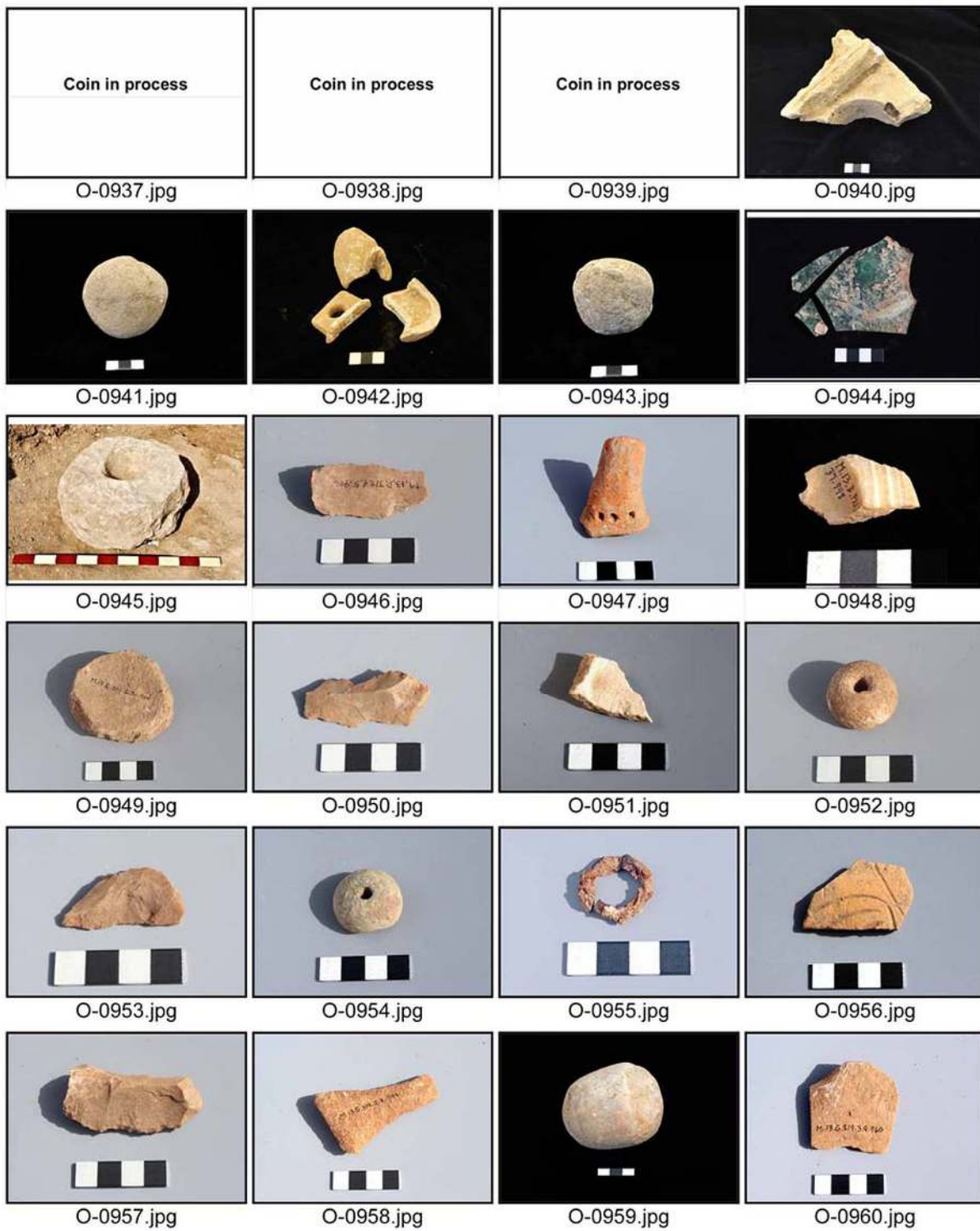
Appendix 2. Kh. el-Maqatir 2013 Objects




Appendix 2. Kh. el-Maqatir 2013 Objects







Appendix 2. Kh. el-Maqatir 2013 Objects











Appendix 2. Kh. el-Maqatir 2013 Objects















Appendix 2. Kh. el-Maqatir 2013 Objects

	Coin in process	Coin in process	Coin in process
O-0985.jpg	O-0986.jpg	O-0987.jpg	O-0988.jpg
Coin in process	Coin in process	Coin in process	Coin in process
O-0989.jpg	O-0990.jpg	O-0991.jpg	O-0992.jpg
Coin in process	Coin in process	Key in process	
O-0993.jpg	O-0994.jpg	O-0995.jpg	O-0996.jpg
Coin in process	Coin in process		Coin in process
O-0997.jpg	O-0998.jpg	O-0999.jpg	O-1000.jpg
Coin in process	Metal fragment in process	Metal in process	Coin in process
O-1001.jpg	O-1002.jpg	O-1003.jpg	O-1004.jpg
Coin in process	Coin in process	Coin in process	
O-1005.jpg	O-1006.jpg	O-1007.jpg	O-1008.jpg


Appendix 2. Kh. el-Maqatir 2013 Objects

			
O-1009.jpg	O-1010.jpg	O-1011.jpg	O-1012.jpg
Coin in process	Nail in process	Coin in process	
O-1013.jpg	O-1014.jpg	O-1015.jpg	O-1016.jpg
Coin in process	Coin in process		Coin in process
O-1017.jpg	O-1018.jpg	O-1019.jpg	O-1020.jpg
Coin in process	Coin in process	Coin in process	Coin in process
O-1021.jpg	O-1022.jpg	O-1023.jpg	O-1024.jpg
Coin in process	Coin in process		Iron in process
O-1025.jpg	O-1026.jpg	O-1027.jpg	O-1028.jpg
Iron in process		Coin in process	Coin in process
O-1029.jpg	O-1030.jpg	O-1031.jpg	O-1032.jpg


Appendix 2. Kh. el-Maqatir 2013 Objects

	Coin in process	Coin in process	Pin in process
O-1033.jpg	O-1034.jpg	O-1035.jpg	O-1036.jpg
			
O-1037.jpg	O-1038.jpg	O-1039.jpg	O-1040.jpg
			
O-1041.jpg	O-1042.jpg	O-1043.jpg	O-1044.jpg
Iron in process	Iron in process	Iron in process	Iron in process
O-1045.jpg	O-1046.jpg	O-1047.jpg	O-1048.jpg
Iron in process			
O-1049.jpg	O-1050.jpg	O-1051.jpg	O-1052.jpg
Coin in process	Coin in process	Coin in process	Iron in process
O-1053.jpg	O-1054.jpg	O-1055.jpg	O-1056.jpg

Appendix 2. Kh. el-Maqatir 2013 Objects














Appendix 2. Kh. el-Maqatir 2013 Objects

<p>Metal fragment in process</p>	<p>Coin in process</p>	<p>Coin in process</p>	<p>Coin in process</p>
<p>O-1081.jpg</p>	<p>O-1082.jpg</p>	<p>O-1083.jpg</p>	<p>O-1084.jpg</p>
<p>Coin in process</p>		<p>Coin in process</p>	<p>Coin in process</p>
<p>O-1085.jpg</p>	<p>O-1086.jpg</p>	<p>O-1087.jpg</p>	<p>O-1088.jpg</p>
<p>XXXXXXXXXX</p>	<p>XXXXXXXXXX</p>	<p>XXXXXXXXXX</p>	<p>XXXXXXXXXX</p>
<p>XXXXXXXXXX</p>	<p>XXXXXXXXXX</p>	<p>XXXXXXXXXX</p>	<p>XXXXXXXXXX</p>
<p>XXXXXXXXXX</p>	<p>XXXXXXXXXX</p>	<p>XXXXXXXXXX</p>	<p>XXXXXXXXXX</p>
<p>XXXXXXXXXX</p>	<p>XXXXXXXXXX</p>	<p>XXXXXXXXXX</p>	<p>XXXXXXXXXX</p>
<p>XXXXXXXXXX</p>	<p>XXXXXXXXXX</p>	<p>XXXXXXXXXX</p>	<p>XXXXXXXXXX</p>
<p>XXXXXXXXXX</p>	<p>XXXXXXXXXX</p>	<p>XXXXXXXXXX</p>	<p>XXXXXXXXXX</p>
<p>XXXXXXXXXX</p>	<p>XXXXXXXXXX</p>	<p>XXXXXXXXXX</p>	<p>XXXXXXXXXX</p>
<p>XXXXXXXXXX</p>	<p>XXXXXXXXXX</p>	<p>XXXXXXXXXX</p>	<p>XXXXXXXXXX</p>

Appendix 2. Kh. el-Maqatir 2013 Objects

Coin in process 	Coin in process 	Metal fragment in process 	Coin in process 
O-1105.jpg	O-1106.jpg	O-1107.jpg	O-1108.jpg
Coin in process 		Metal fragment in process 	Coin in process 
O-1109.jpg	O-1110.jpg	O-1111.jpg	O-1112.jpg
Coin in process 	Coin in process 		Coin in process 
O-1113.jpg	O-1114.jpg	O-1115.jpg	O-1116.jpg
Bead in process 	Ring in process 	Coin in process 	
O-1117.jpg	O-1118.jpg	O-1119.jpg	O-1120.jpg
	Metal fragment in process 	Coin in process 	Coin in process 
O-1121.jpg	O-1122.jpg	O-1123.jpg	O-1124.jpg
Coin in process 	Jar Handle No photo 	Coin in process 	Metal Object in process 
O-1125.jpg	O-1126.jpg	O-1127.jpg	O-1128.jpg












Appendix 2. Kh. el-Maqatir 2013 Objects

Coin in process O-1129.jpg	 O-1130.jpg	 O-1131.JPG	Coin in process O-1132.jpg
Coin in process O-1133.jpg	Sandal Tack in process O-1134.jpg	Coin in process O-1135.jpg	Ring and Stone in process O-1136.jpg
Coin in process O-1137.jpg	 O-1138.JPG	 O-1139.JPG	Sandal Tack in process O-1140.jpg
 O-1141.JPG	Iron Object in process O-1142.jpg	Musket Ball in process O-1143.jpg	Nail in process O-1144.jpg
 O-1145.jpg	 O-1146.jpg	 O-1147.JPG	Coin in process O-1148.jpg
Coin in process O-1149.jpg	 O-1150.JPG	 O-1151.JPG	 O-1152.JPG















Appendix 2. Kh. el-Maqatir 2013 Objects

Coin in process 	 O-1154.JPG	Coin in process 	 O-1156.JPG
 O-1157.JPG	Coin in process 	Coin in process 	Coin in process 
 O-1161.JPG	 O-1162.JPG	 O-1163.JPG	Coin in process 1 
Coin in process 1 	Coin in process 	Coin in process 	Metal Object in process 
 O-1169.JPG	Coin in process 	Coin in process 	Coin in process 
Coin in process 	Coin in process 	Coin in process 	Coin in process 








Appendix 2. Kh. el-Maqatir 2013 Objects

Coin in process O-1177.jpg	Metal Object in process O-1178.jpg	Coin in process O-1179.jpg	 O-1180.JPG
 O-1181.JPG	Bronze Ring in process O-1182.jpg	 O-1183.JPG	 O-1184.JPG
 O-1185.JPG	 O-1186.JPG	 O-1187.JPG	 O-1188.JPG
 O-1189.JPG	Coin in process O-1190.jpg	Coin in process O-1191.jpg	 O-1192.JPG
Coin in process O-1193.jpg	Coin in process O-1194.jpg	Coin in process O-1195.jpg	Metal Object in process O-1196.jpg
Coin in process O-1197.jpg	Coin in process O-1198.jpg	Coin in process O-1199.jpg	 O-1200.JPG

Appendix 2. Kh. el-Maqatir 2013 Objects

	Coin in process	Coin in process	Coin in process
O-1201.JPG	O-1202.jpg	O-1203.jpg	O-1204.jpg
Coin in process			
O-1205.jpg	O-1206.JPG	O-1207.JPG	O-1208.JPG
Bronze Object in process			
O-1209.jpg	O-1210.JPG	O-1211.JPG	O-1212.JPG
			
O-1213.JPG	O-1214.JPG	O-1215.jpg	O-1216.JPG
	Grinding Stone left in field	Iron Tip in process	
O-1217.JPG	O-1218.jpg	O-1219.jpg	O-1220.JPG
Coin in process	Coin in process	Makeup Applicator in process	
O-1221.jpg	O-1222.jpg	O-1223.jpg	O-1224.JPG

Appendix 2. Kh. el-Maqatir 2013 Objects

			
O-1225.JPG	O-1226.JPG	O-1227.JPG	O-1228.JPG
	<p>Cosmetic Stir in process</p>	<p>Cult stand fragment No photo available</p>	
O-1229.JPG	O-1230.jpg	O-1231.jpg	O-1232.jpg
			
O-1233.jpg			



Left: clearing snow from the entrance to the cavern complex in Square M28 on December 19, 2013, following a 70 cm snowfall in Israel. Right: the entrance to the cavern complex at the close of the winter session on December 31.